

Republic of Serbia

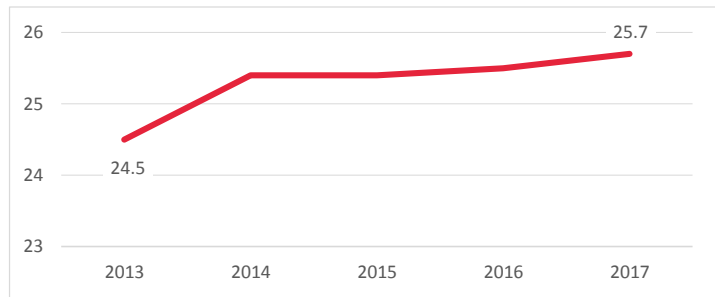
Sustainable Development Goals



Goal 1. End poverty in all its forms everywhere

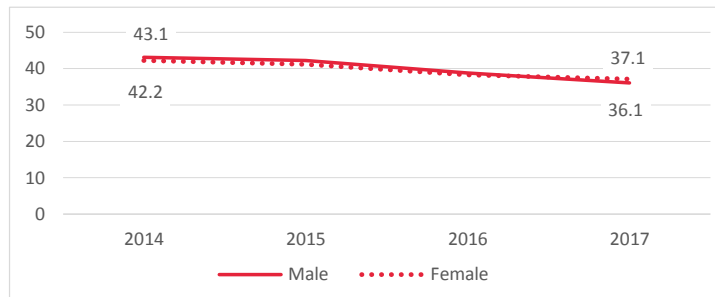
1.2 By 2030, reduce at least by half the proportion of men, women and children of all ages living in poverty in all its dimensions according to national definitions

1.2.1 At risk of poverty rate, 2013-2017 (%)



Source: Survey on Income and Living Conditions, SORS

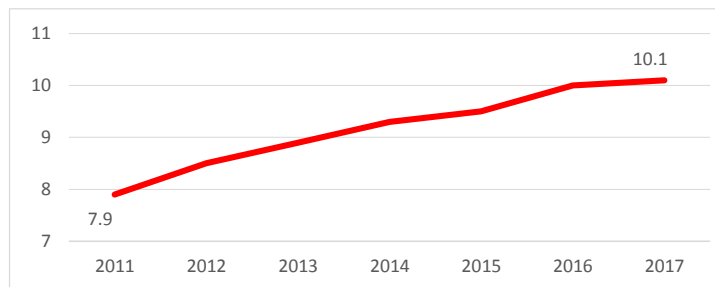
1.2.2 People at risk of poverty or social exclusion by sex, 2014-2017 (%)



Source: Survey on Income and Living Conditions, SORS

1.3 Implement nationally appropriate social protection systems and measures for all, including floors, and by 2030 achieve substantial coverage of the poor and the vulnerable

1.3.1 Share of social protection beneficiaries in total population, 2011-2017 (%)



Source: Republic Institute for Social Protection and Vital statistics, SORS

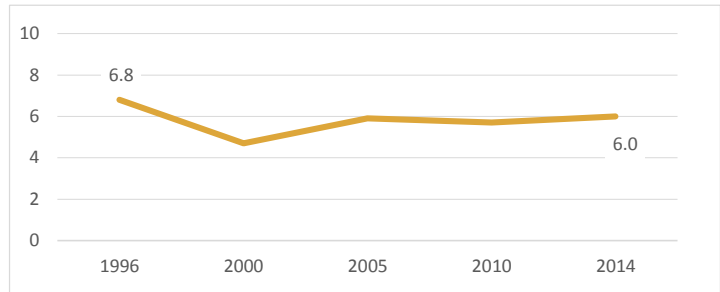


Goal 2. End hunger, achieve food security and improved nutrition and promote sustainable agriculture

2.2 By 2030, end all forms of malnutrition, including achieving, by 2025, the internationally agreed targets on stunting and wasting in children under 5 years of age, and address the nutritional needs of adolescent girls, pregnant and lactating women and older persons

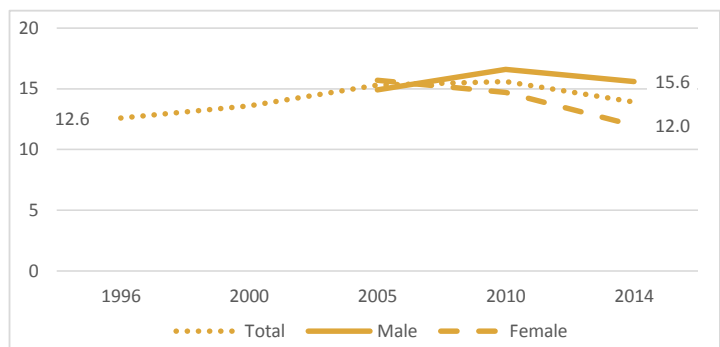
2.2.1 Prevalence of stunting (height for age < 2 standard deviation from the median of the World Health Organization (WHO) Child Growth Standards) among children under 5 years of age, 1996-2014 (%)

Source: MICS, SORS and UNICEF



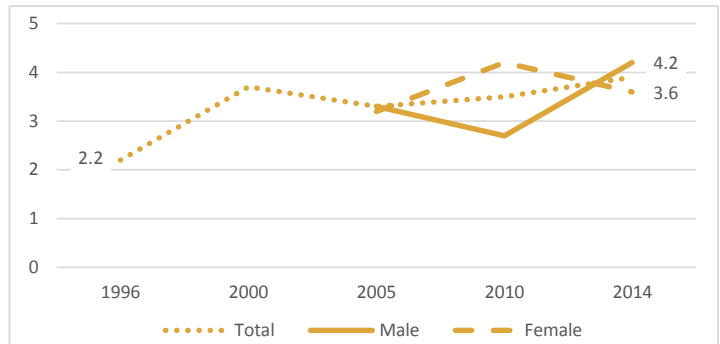
2.2.2a Prevalence of overweight, 1996-2014 (%)

Source: MICS, SORS and UNICEF



2.2.2b Prevalence of wasting, 1996-2014 (%)

Source: MICS, SORS and UNICEF



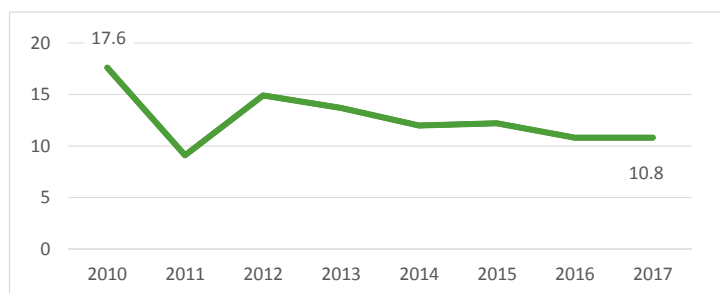
Goal 3. Ensure healthy lives and promote well-being for all at all ages

3.1 By 2030, reduce the global maternal mortality ratio to less than 70 per 100,000 live births

3.1.1 Maternal mortality ratio, 2010-2017*

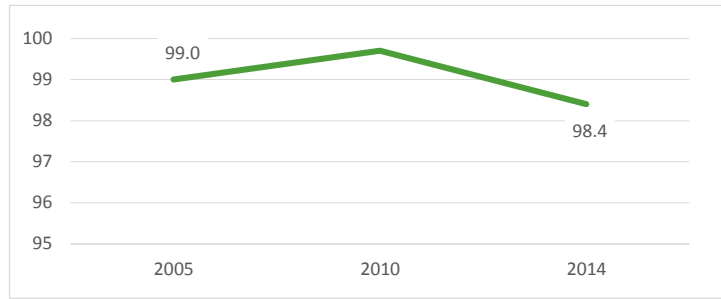
Source: Vital statistics, SORS

* Deaths per 100,000 live births



3.1.2 Births attended by skilled health personnel, 2005-2014 (%)

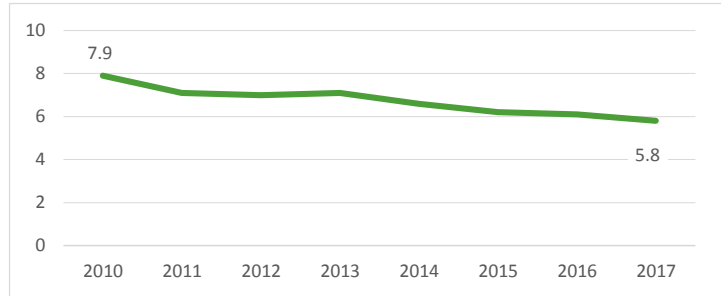
Source: MICS, SORS and UNICEF



3.2 By 2030, end preventable deaths of newborns and children under 5 years of age, with all countries aiming to reduce neonatal mortality to at least as low as 12 per 1,000 live births and under-5 mortality to at least as low as 25 per 1,000 live births

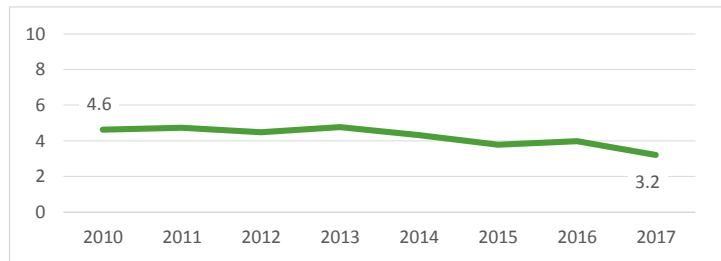
3.2.1 Under-five mortality rate, 2010-2017 (Deaths per 1000 live births)

Source: Vital statistics, SORS



3.2.2 Neonatal mortality rate (Deaths per 1000 live births), 2010-2017

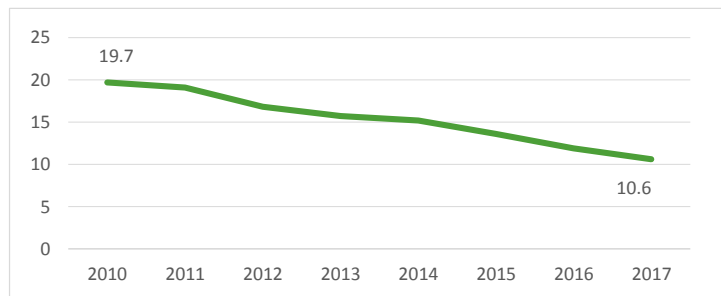
Source: Vital statistics, SORS



3.3 By 2030, end the epidemics of AIDS, tuberculosis, malaria and neglected tropical diseases and combat hepatitis, water-borne diseases and other communicable diseases

3.3.2 Tuberculosis incidence per 100,000 population, 2010-2017

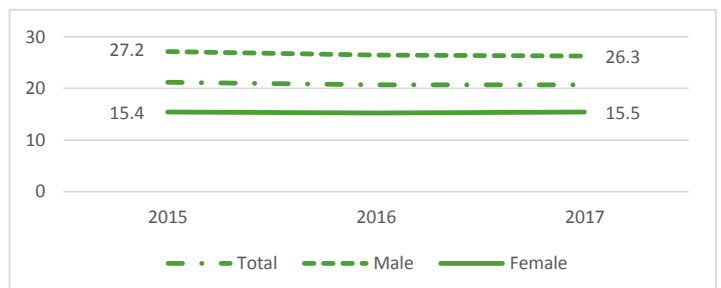
Source: Institute of Public Health of Serbia and Vital statistics, SORS



3.4 By 2030, reduce by one third premature mortality from non-communicable diseases through prevention and treatment and promote mental health and well being

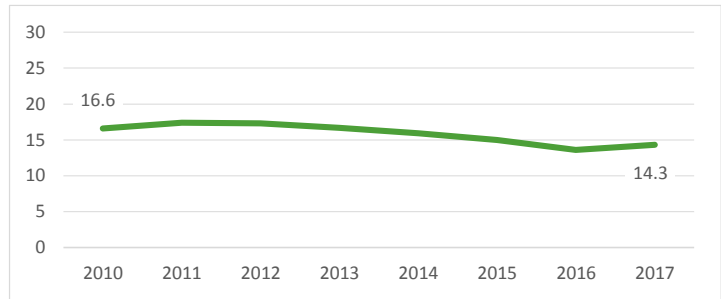
3.4.1 Mortality rate attributed to cardiovascular disease, cancer, diabetes or chronic respiratory disease, 2015-2017 (%)

Source: Institute of Public Health of Serbia and Vital statistics, SORS



3.4.2 Suicide mortality rate, 2010-2017 (Per 100,000 population)

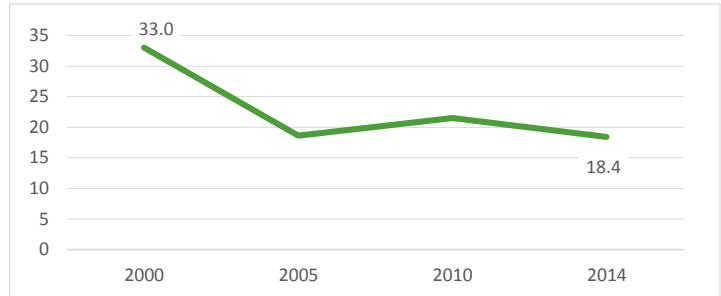
Source: Vital statistics, SORS



3.7 By 2030, ensure universal access to sexual and reproductive health-care services, including for family planning, information and education, and the integration of reproductive health into national strategies and programmes

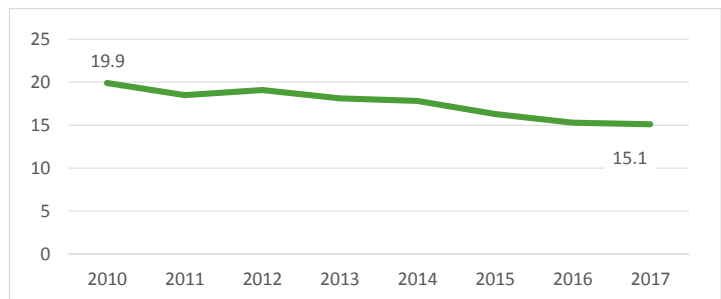
3.7.1 Proportion of women of reproductive age (aged 15-49 years) who have their need for family planning satisfied with modern methods, 2000-2014 (%)

Source: MICS, SORS and UNICEF



3.7.2 Adolescent birth rate (aged 15-19 years) per 1,000 women in that age group, 2010-2017

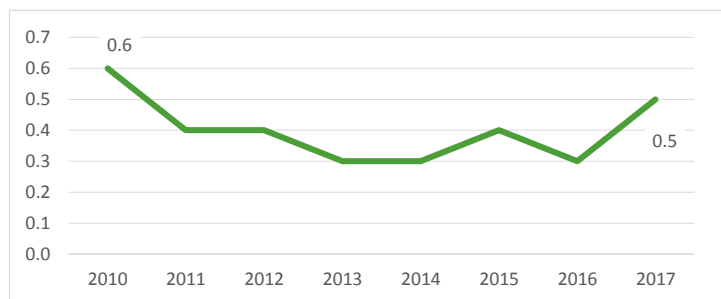
Source: Vital statistics, SORS



3.9 By 2030, substantially reduce the number of deaths and illnesses from hazardous chemicals and air, water and soil pollution and contamination

3.9.3 Mortality rate attributed to unintentional poisoning, 2010-2017 (Per 100,000 population)

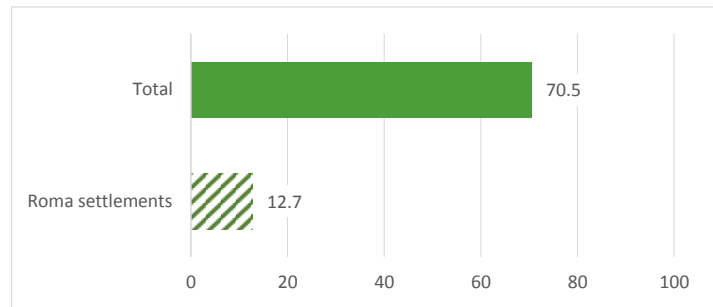
Source: Vital statistics, SORS



3.b Support the research and development of vaccines and medicines for the communicable and non-communicable diseases that primarily affect developing countries, provide access to affordable essential medicines and vaccines, in accordance with the Doha Declaration on the TRIPS Agreement and Public Health, which affirms the right of developing countries to use to the full the provisions in the Agreement on Trade-Related Aspects of Intellectual Property Rights regarding flexibilities to protect public health, and, in particular, provide access to medicines for all

3.b.1 Proportion of the target population covered by all vaccines included in their national programme*, 2014 (%)

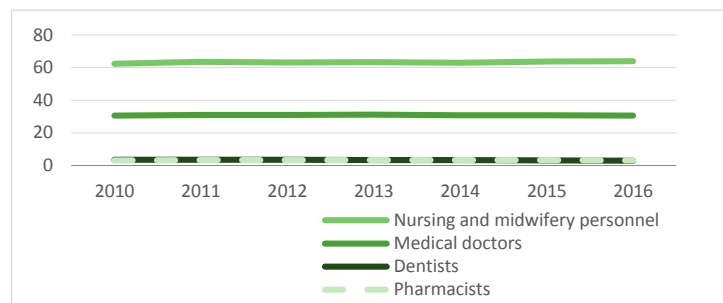
Source: MICS, SORS and UNICEF
* Children aged 24-35 months



3.c Substantially increase health financing and the recruitment, development, training and retention of the health workforce in developing countries, especially in least developed countries and small island developing States

3.c.1 Health worker density and distributions, 2010-2016*

Source: Institute of Public Health of Serbia and Vital statistics, SORS
* Per 10,000 inhabitants

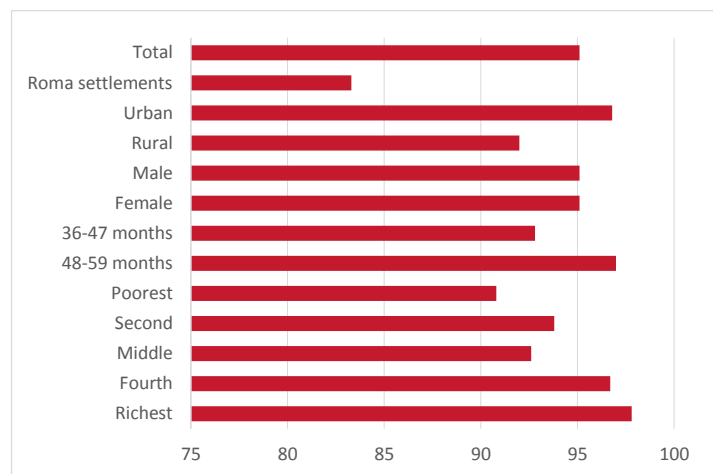


4 QUALITY EDUCATION
Goal 4. Ensure inclusive and equitable quality education and promote lifelong learning opportunities for all

4.2 By 2030, ensure that all girls and boys have access to quality early childhood development, care and pre-primary education so that they are ready for primary education

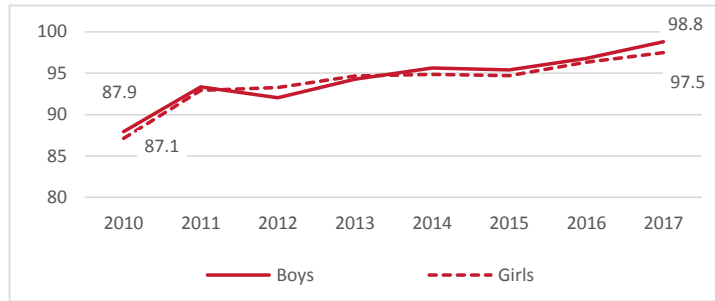
4.2.1 Proportion of children under 5 years of age who are developmentally on track in health, learning and psychosocial well-being*, by sex, 2014 (%)

Source: MICS, SORS and UNICEF
* Early child development index



4.2.2 Participation rate in organized learning (one year before the official primary entry age), by sex, 2010-2017. (%)

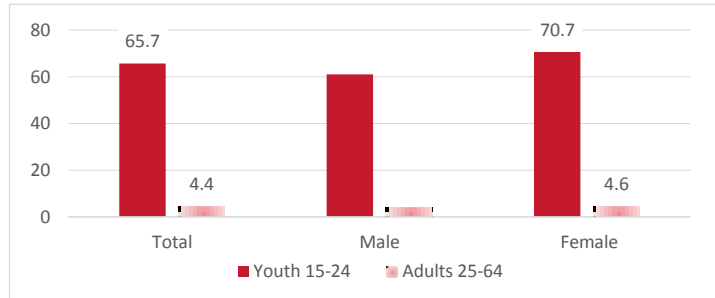
Source: Statistics of education, SORS



4.3 By 2030, ensure equal access for all women and men to affordable and quality technical, vocational and tertiary education, including university

4.3.1 Participation rate of youth and adults in formal and non-formal education and training in the previous 12 months, by sex, 2017 (%)

Source: Labour Force Survey, SORS

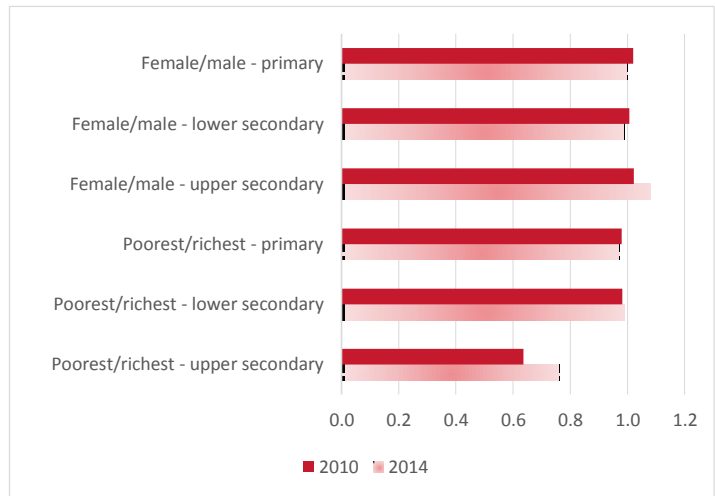


4.5 By 2030, eliminate gender disparities in education and ensure equal access to all levels of education and vocational training for the vulnerable, including persons with disabilities, indigenous peoples and children in vulnerable situations

4.5.1 Parity indices (female/male, rural/urban, bottom/top wealth quintile and others such as disability status, indigenous peoples and conflict-affected, as data become available) for all education indicators on this list that can be disaggregated, 2010 and 2014*

Source: MICS, SORS and UNICEF

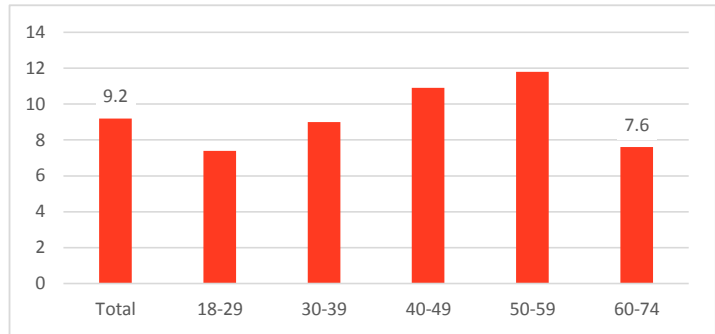
* ISCED 2011



5.2 Eliminate all forms of violence against all women and girls in the public and private spheres, including trafficking and sexual and other types of exploitation

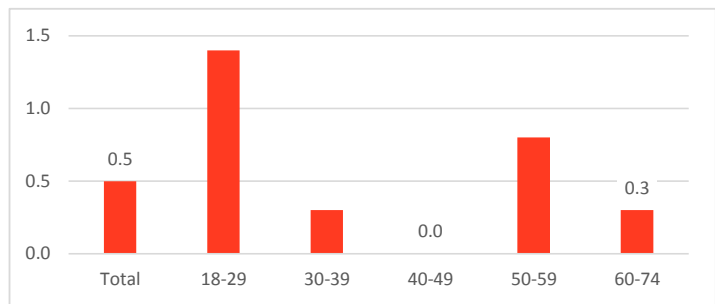
5.2.1 Proportion of ever-partnered women and girls aged 18-74 years subjected to physical, sexual or psychological violence by a current or former intimate partner in the previous 12 months, by age, 2018. (%)

Source: Well-being and Safety of Women survey, OSCE



5.2.2 Proportion of women and girls aged 18-74 years subjected to sexual violence by persons other than an intimate partner in the previous 12 months, by age, 2018. (%)

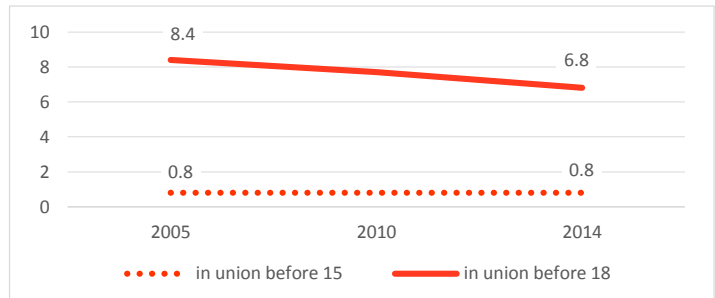
Source: Well-being and Safety of Women survey, OSCE



5.3 Eliminate all harmful practices, such as child, early and forced marriage and female genital mutilation

5.3.1 Proportion of women aged 20-24 years who were married or in a union before age 15 and before age 18, 2005-2014 (%)

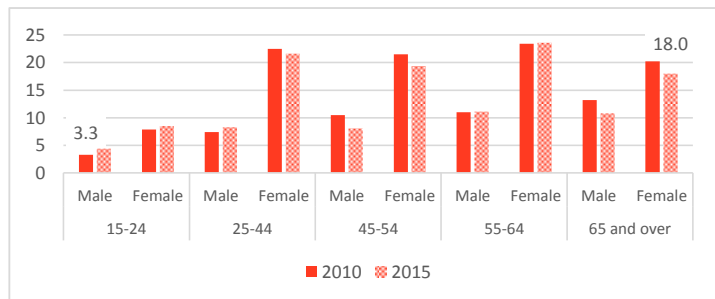
Source: MICS, SORS and UNICEF



5.4 Recognize and value unpaid care and domestic work through the provision of public services, infrastructure and social protection policies and the promotion of shared responsibility within the household and the family as nationally appropriate

5.4.1 Proportion of time spent on unpaid domestic and care work, population aged 15 and over, by sex, 2010 and 2015 (%)

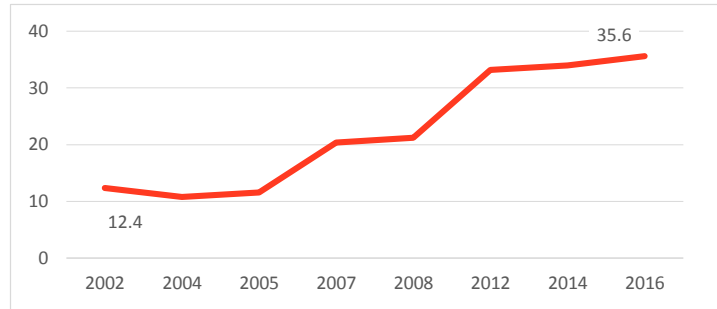
Source: Time Use Survey, SORS



5.5 Ensure women’s full and effective participation and equal opportunities for leadership at all levels of decision-making in political, economic and public life

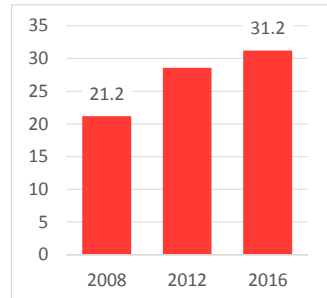
5.5.1a Proportion of seats held by women in national parliaments, 2002-2016 (%)

Source: Elections for deputies, SORS



5.5.1b Proportion of seats held by women in local governments, 2008-2016 (%)

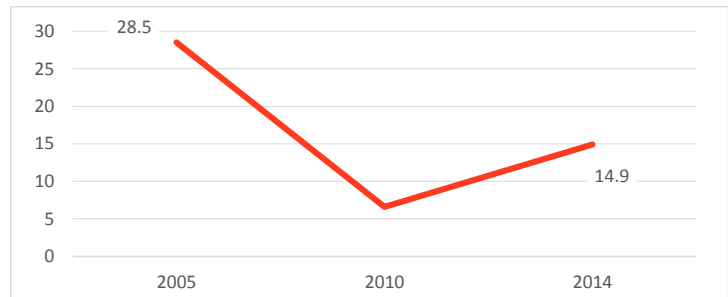
Source: Elections for deputies, SORS



5.6 Ensure universal access to sexual and reproductive health and reproductive rights as agreed in accordance with the Programme of Action of the International Conference on Population and Development and the Beijing Platform for Action and the outcome documents of their review conferences

5.6.1 Unmet need for family planning, 2005-2014 (%)

Source: MICS, SORS and UNICEF

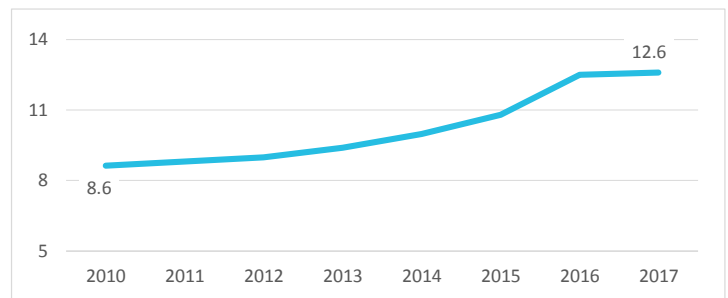


6 CLEAN WATER AND SANITATION Goal 6. Ensure availability and sustainable management of water and sanitation for all

6.3 By 2030, improve water quality by reducing pollution, eliminating dumping and minimizing release of hazardous chemicals and materials, halving the proportion of untreated wastewater and substantially increasing recycling and safe reuse globally

6.3.1 Population connected to wastewater treatment with at least secondary treatment, 2010-2017 (%)

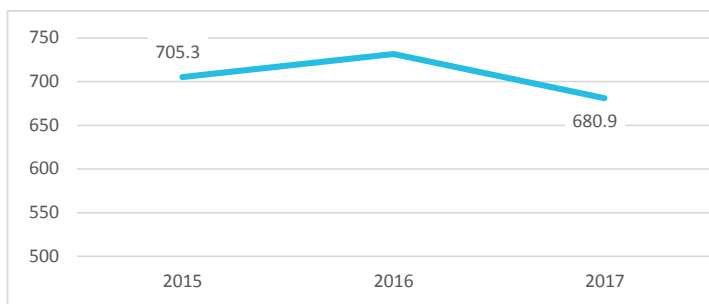
Source: Environment statistics, SORS



6.4 By 2030, substantially increase water-use efficiency across all sectors and ensure sustainable withdrawals and supply of freshwater to address water scarcity and substantially reduce the number of people suffering from water scarcity

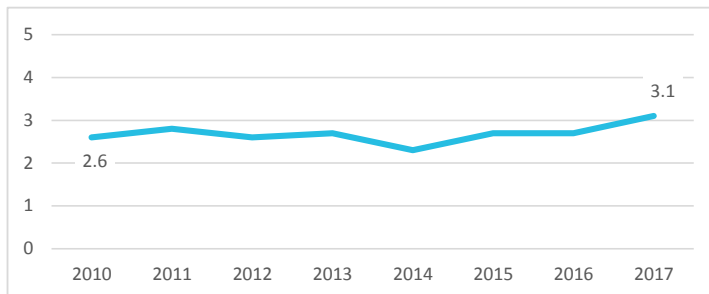
6.4.1 Change in water-use efficiency over time, 2015-2017 (RSD/m3)

Source: Environment statistics, SORS



6.4.2 Water exploitation index (WEI) by type of water source, 2010-2017

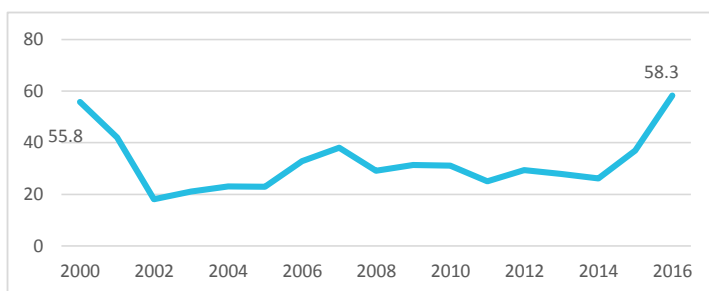
Source: Environment statistics, SORS



6.a By 2030, expand international cooperation and capacity-building support to developing countries in water- and sanitation-related activities and programmes, including water harvesting, desalination, water efficiency, wastewater treatment, recycling and reuse technologies

6.a.1 Amount of water- and sanitation-related official development assistance that is part of a government-coordinated spending plan, 2000-2016 (USD mill. at constant prices)

Source: GLAAS



6.b Support and strengthen the participation of local communities in improving water and sanitation management

6.b.1a Participation by service users/communities in planning program in rural drinking-water supply in law or policy, by level of definition in procedures *, 2014 and 2017

Source: GLAAS

* 10 = Clearly defined; 5 = Not clearly defined; 0 = Not available

Year	Level of definition in procedures	Value
2014	Clearly defined	10
2017	Clearly defined	10

6.b.1b Users/communities participating in planning programs in rural drinking-water supply, by level of participation*, 2014. и 2017.

Year	Level of participation	Value
2014	Low	1
2017	High	3

Source: GLAAS

* 3 = High; 2 = Moderate; 1 = Low; 0 = Not available

6.b.1c Procedures in law or policy for participation by service users/communities in planning program in water resources planning and management, by level of definition in procedures*, 2017.

Year	Level of definition in procedures	Value
2017	Clearly defined	10

Source: GLAAS

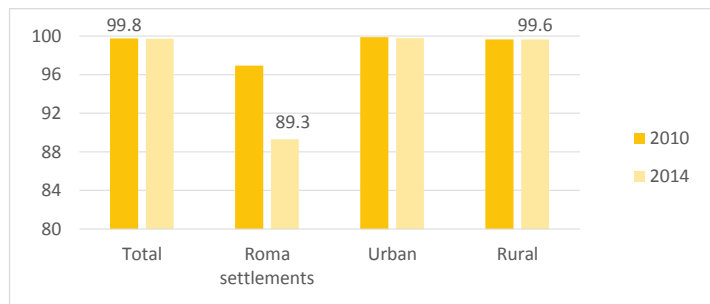
* 10 = Clearly defined; 5 = Not clearly defined; 0 = Not available

7 AFFORDABLE AND CLEAN ENERGY

Goal 7. Ensure access to affordable, reliable, sustainable and modern energy for all

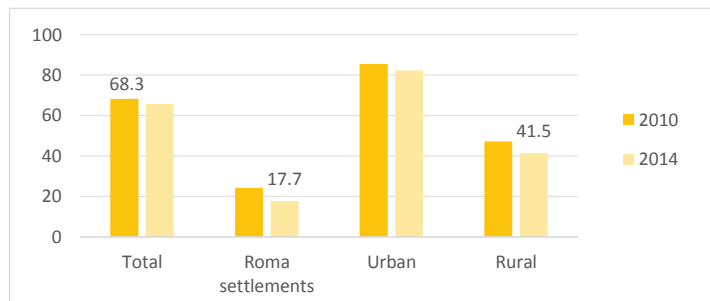
7.1 By 2030, ensure universal access to affordable, reliable and modern energy services

7.1.1 Proportion of population with access to electricity, 2010 and 2014 (%)



Source: MICS, SORS and UNICEF

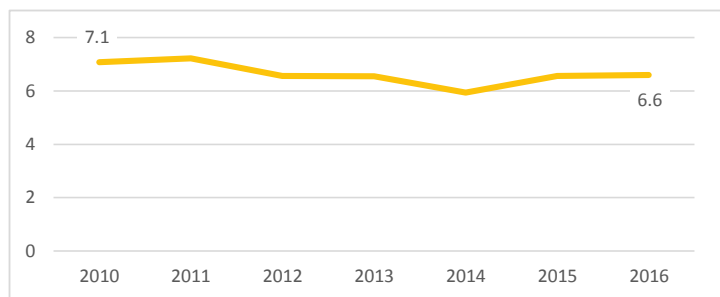
7.1.2 Proportion of population with primary reliance on clean fuels and technology for cooking, 2010 and 2014 (%)



Source: MICS, SORS and UNICEF

7.3 By 2030, double the global rate of improvement in energy efficiency

7.3.1 Energy intensity measured in terms of primary energy and GDP, 2010-2016 (MJ/USD)



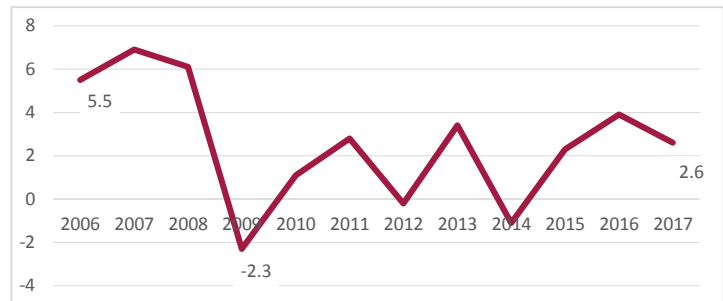
Source: Statistics of energy, SORS

Goal 8. Promote sustained, inclusive and sustainable economic growth, full and productive employment and decent work for all

8.1 Sustain per capita economic growth in accordance with national circumstances and, in particular, at least 7 per cent gross domestic product growth per annum in the least developed countries

8.1.1 Annual growth rate of real GDP per capita, 2006-2017

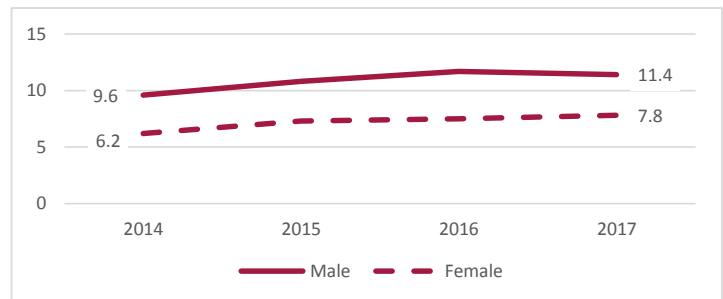
Source: National accounts, SORS



8.3 Promote development-oriented policies that support productive activities, decent job creation, entrepreneurship, creativity and innovation, and encourage the formalization and growth of micro-, small- and medium-sized enterprises, including through access to financial services

8.3.1 Proportion of informal employment in non-agriculture employment, by sex, 2014-2017 (%)

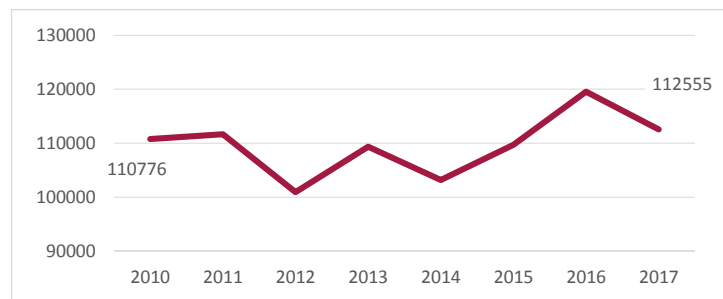
Source: Labour Force Survey, SORS



8.4 Improve progressively, through 2030, global resource efficiency in consumption and production and endeavour to decouple economic growth from environmental degradation, in accordance with the 10-Year Framework of Programmes on Sustainable Consumption and Production, with developed countries taking the lead

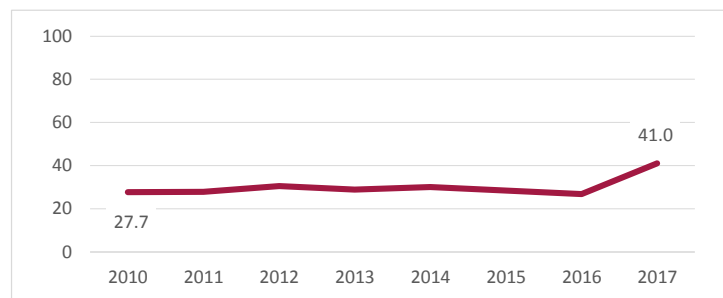
8.4.2a Domestic material consumption, 2010-2017 (thousands of tonnes)

Source: Environment statistics, SORS



8.4.2b Resource productivity, 2010-2017 (RSD/kg)

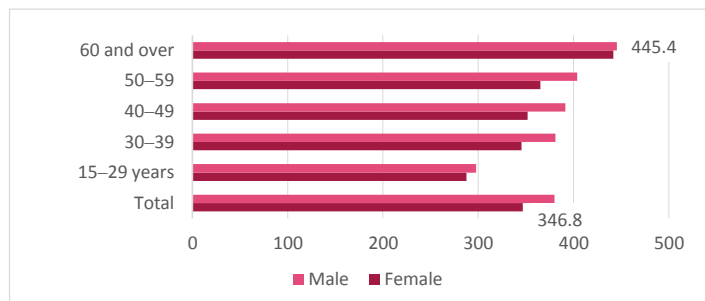
Source: Environment statistics, SORS



8.5 By 2030, achieve full and productive employment and decent work for all women and men, including for young people and persons with disabilities, and equal pay for work of equal value

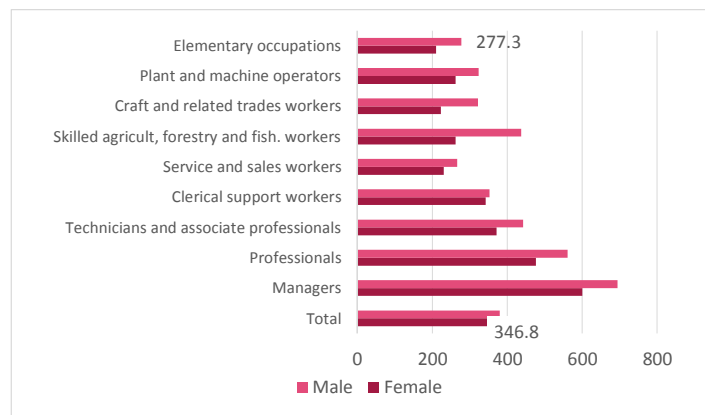
8.5.1a Average hourly earnings of female and male by age, 2014 (RSD)

Source: Pilot Survey on the Structure of Earnings (SES), SORS



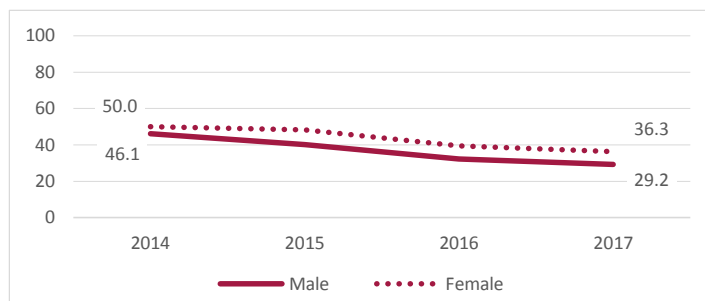
8.5.1b Average hourly earnings of female and male by occupation, 2014 (RSD)

Source: Pilot Survey on the Structure of Earnings (SES), SORS
* ISCO 08



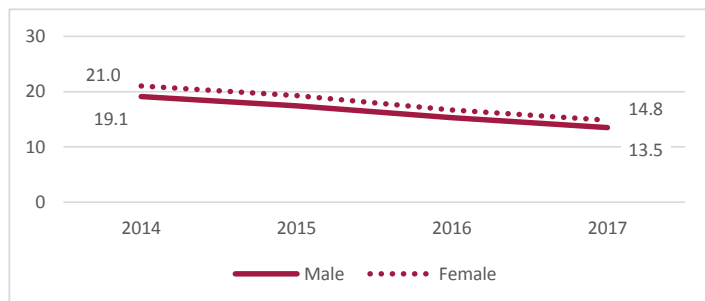
8.5.2a Unemployment rate by sex, population aged 15-24 years, 2014-2017 (%)

Source: Labour Force Survey, SORS



8.5.2b Unemployment rate by sex, population aged 15-64 year, 2014-2017 (%)

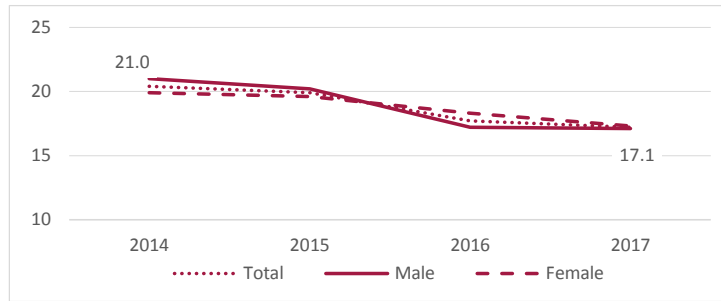
Source: Labour Force Survey, SORS



8.6 By 2020, substantially reduce the proportion of youth not in employment, education or training

8.6.1 Proportion of youth (aged 15-24 years) not in education, employment or training*, 2014-2017 (%)

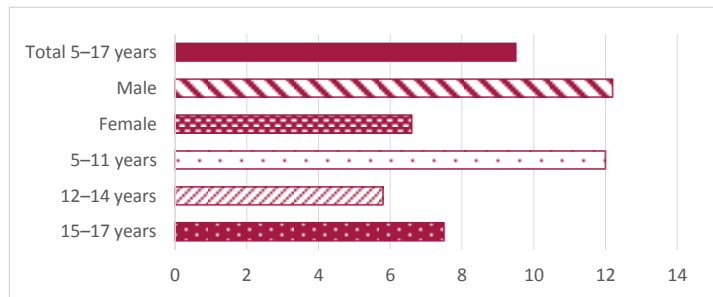
Source: Labour Force Survey, SORS
* NEET indicator



8.7 Take immediate and effective measures to eradicate forced labour, end modern slavery and human trafficking and secure the prohibition and elimination of the worst forms of child labour, including recruitment and use of child soldiers, and by 2025 end child labour in all its forms

8.7.1 Proportion and number of children aged 5-17 years engaged in child labour, by sex and age, 2014 (%)

Source: MICS, SORS and UNICEF

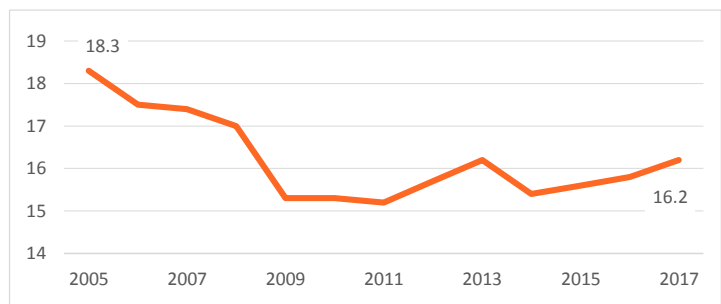


9 INDUSTRY, INNOVATION AND INFRASTRUCTURE
Goal 9. Build resilient infrastructure, promote inclusive and sustainable industrialization and foster innovation

9.2 Promote inclusive and sustainable industrialization and, by 2030, significantly raise industry's share of employment and gross domestic product, in line with national circumstances, and double its share in least developed countries

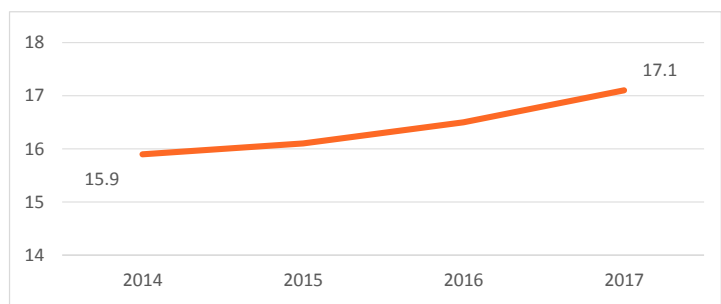
9.2.1 Manufacturing value added as a proportion of GDP and per capita, 2005-2017 (%)

Source: National accounts, SORS



9.2.2 Manufacturing employment as a proportion of total employment, 2014-2017 (%)

Source: Labour Force Survey, SORS

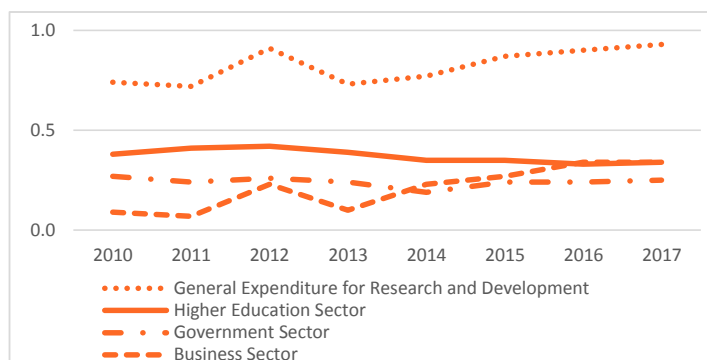


9.5 Enhance scientific research, upgrade the technological capabilities of industrial sectors in all countries, in particular developing countries, including, by 2030, encouraging innovation and substantially increasing the number of research and development workers per 1 million people and public and private research and development spending

9.5.1 Share of total expenditures for R&D in GDP, by sector *, 2010-2017 (%)

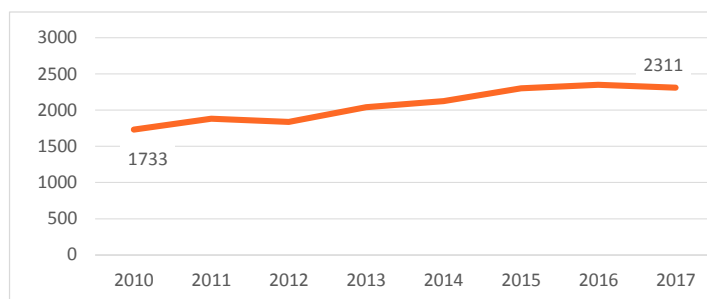
Source: Statistics of science, technology and innovations, SORS

* Private Non Profit sector - no data



9.5.2 Researchers (in full-time equivalent) per million inhabitants, 2010-2017

Source: Statistics of science, technology and innovations and Vital statistics, SORS

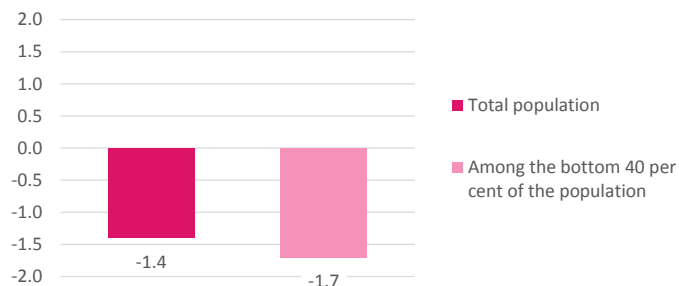


10 REDUCED INEQUALITIES Goal 10. Reduce inequality within and among countries

10.1 By 2030, progressively achieve and sustain income growth of the bottom 40 per cent of the population at a rate higher than the national average

10.1.1 Growth rates of household expenditure or income per capita among the bottom 40 per cent of the population and the total population, 2014. (%)

Source: World Bank

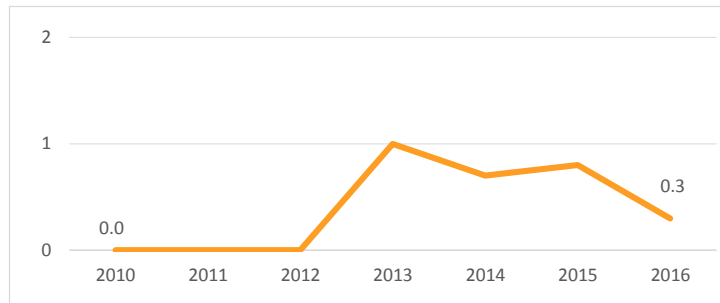


Goal 11. Make cities and human settlements inclusive, safe, resilient and sustainable

11.6 By 2030, reduce the adverse per capita environmental impact of cities, including by paying special attention to air quality and municipal and other waste management

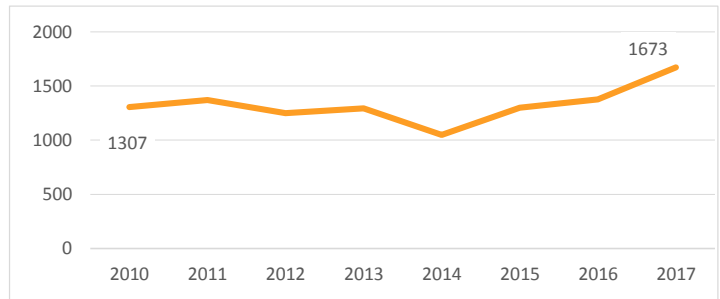
11.6.1a Recycling rate of municipal waste, 2010-2016 (% of total waste generated)

Source: Serbian Environment Protection Agency (SEPA)



11.6.1b Generation of waste excluding major mineral wastes by hazardousness, 2010 - 2017 (kg per capita)

Source: Environment statistics, SORS

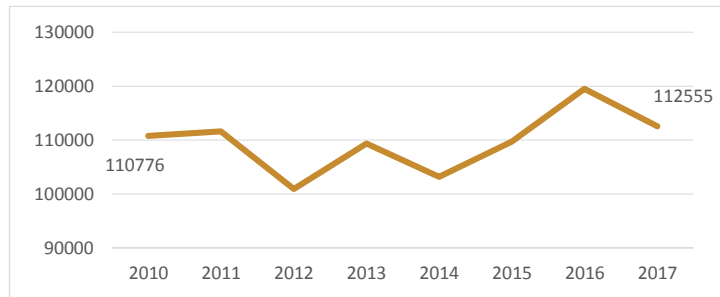


Goal 12. Ensure sustainable consumption and production patterns

12.2 By 2030, achieve the sustainable management and efficient use of natural resources

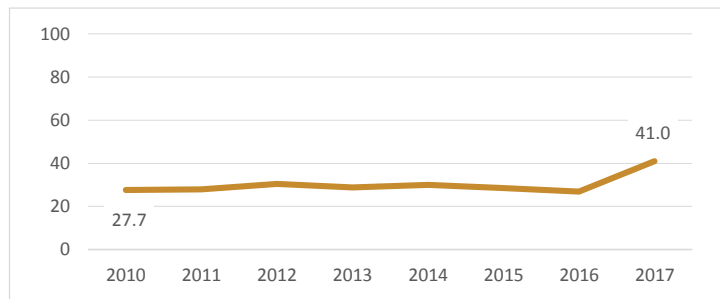
12.2.2a Domestic material consumption, 2010-2017 (thousands of tonnes)

Source: Environment statistics, SORS



12.2.2b Resource productivity, 2010-2017 (RSD/kg)

Source: Environment Statistics, SORS



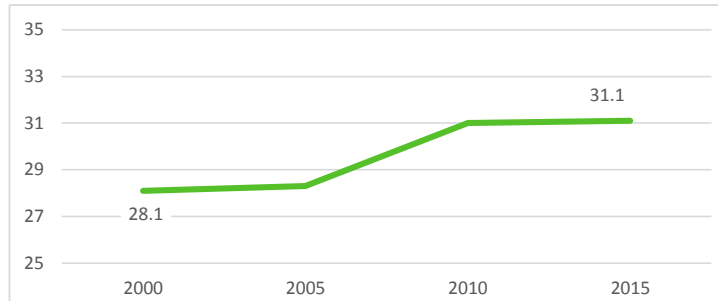


Goal 15. Protect, restore and promote sustainable use of terrestrial ecosystems, sustainably manage forests, combat desertification, and halt and reverse land degradation and halt biodiversity loss

15.1 By 2020, ensure the conservation, restoration and sustainable use of terrestrial and inland freshwater ecosystems and their services, in particular forests, wetlands, mountains and drylands, in line with obligations under international agreements

15.1.1 Forest area as a proportion of total land area, 2000-2015 (%)

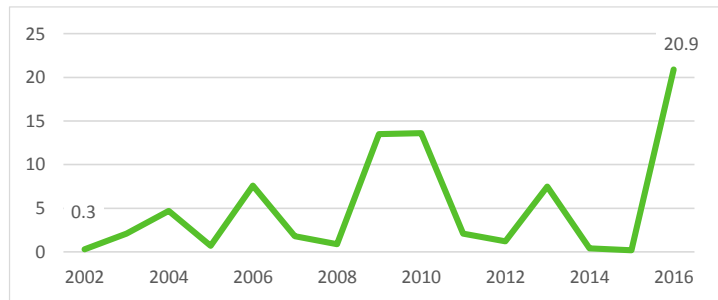
Source: Food and Agriculture Organization (FAO)



15.a Mobilize and significantly increase financial resources from all sources to conserve and sustainably use biodiversity and ecosystems

15.a.1 Official development assistance and public expenditure on conservation and sustainable use of biodiversity and ecosystems, 2002-2016 (USD mill.)

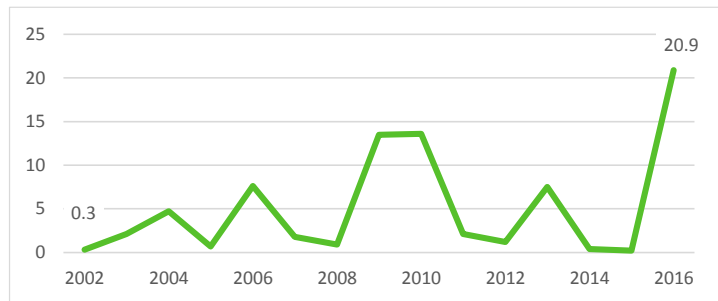
Source: OECD



15.b Mobilize significant resources from all sources and at all levels to finance sustainable forest management and provide adequate incentives to developing countries to advance such management, including for conservation and reforestation

15.b.1 Official development assistance and public expenditure on conservation and sustainable use of biodiversity and ecosystems, 2002-2016 (USD mill.)

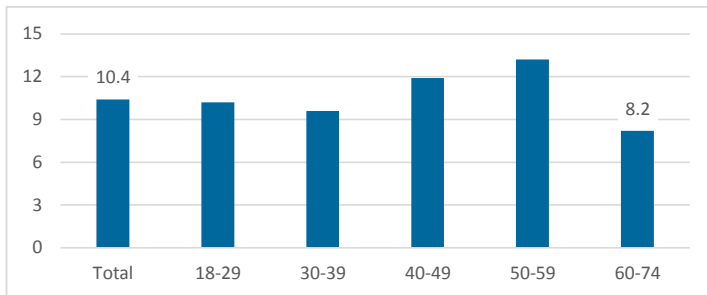
Source: OECD



16.1 Significantly reduce all forms of violence and related death rates everywhere

16.1.3 Proportion of women aged 18-74 years subjected to physical, psychological or sexual violence in the previous 12 months, 2018 (%)

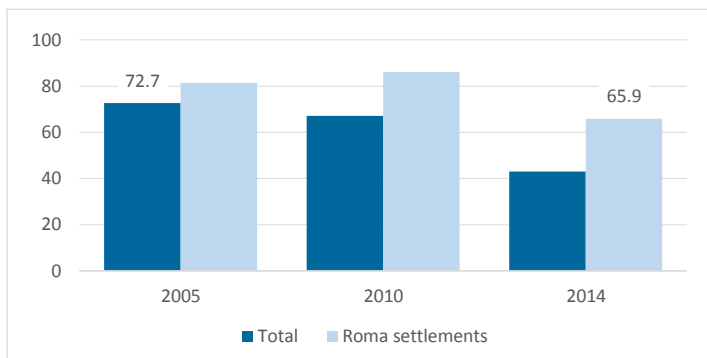
Source: Well-being and Safety of Women survey, OSCE



16.2 End abuse, exploitation, trafficking and all forms of violence against and torture of children

16.2.1 Proportion of children aged 1-17 years who experienced any physical punishment and/or psychological aggression by caregivers in the past month, 2005-2014. * (%)

Source: MICS, SORS and UNICEF
* 2005 and 2010: 2-14 years-old
2014: 1-14 years-old

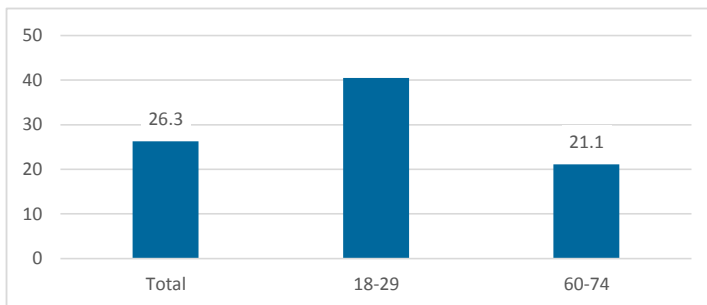


16.3 Promote the rule of law at the national and international levels and ensure equal access to justice for all

16.3.1 Proportion of women aged 18-74 years who were victims of violence in the previous 12 months and who reported their victimization to competent authorities or other officially recognized conflict resolution mechanisms, 2018 (%)

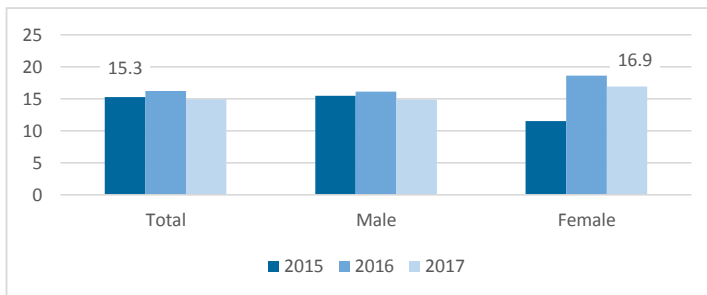
Source: Well-being and Safety of Women survey, OSCE

* Small number of cases for age groups 30-39, 40-49 and 50-59 years



16.3.2 Unsentenced detainees as a proportion of overall prison population, 2015-2017 (%)

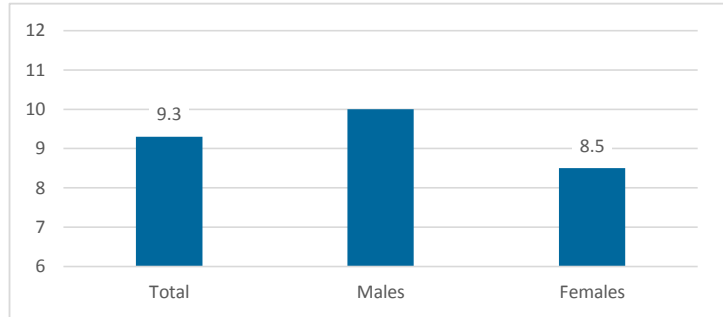
Source: Ministry of Justice



16.5 Substantially reduce corruption and bribery in all their forms

16.5.1 Proportion of persons who had at least one contact with a public official and who paid a bribe to a public official, or were asked for a bribe by those public officials, during the previous 12 months, 2010 (%)

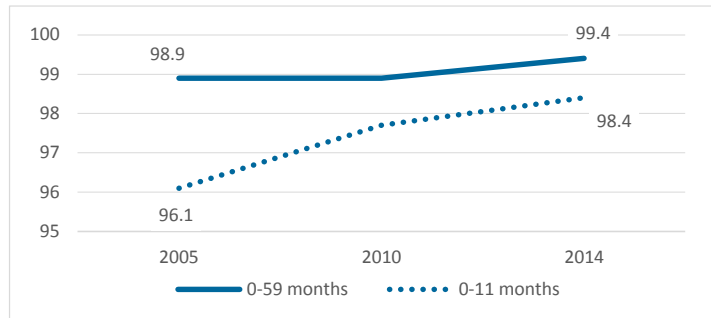
Source: Corruption in Serbia: Bribery as experienced by the population, SORS and UNODC



16.9 By 2030, provide legal identity for all, including birth registration

16.9.1 Proportion of children under 5 years of age whose births have been registered with a civil authority, by age, 2005 - 2014 (%)

Source: MICS, SORS and UNICEF

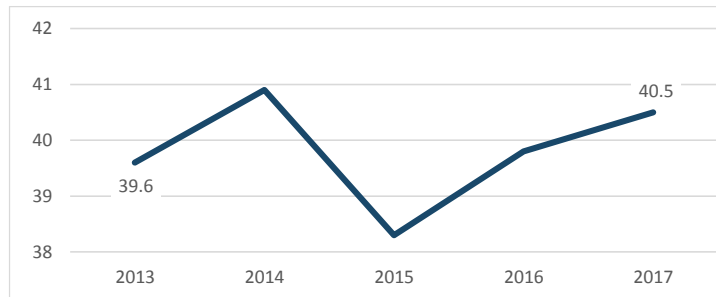


Goal 17. Strengthen the means of implementation and revitalize the Global Partnership for Sustainable Development

17.1 Strengthen domestic resource mobilization, including through international support to developing countries, to improve domestic capacity for tax and other revenue collection

17.1.1 Total government revenue as a proportion of GDP, by source, 2013-2017 (%)

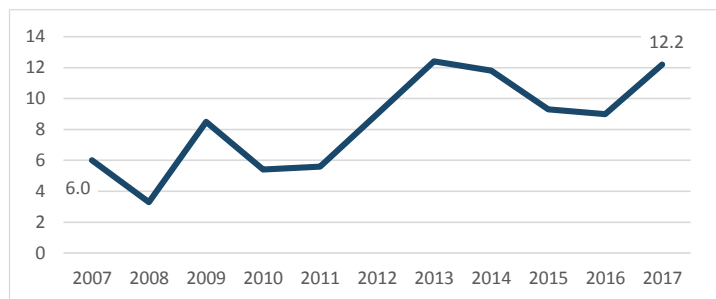
Source: National accounts, SORS



17.4 Assist developing countries in attaining long-term debt sustainability through coordinated policies aimed at fostering debt financing, debt relief and debt restructuring, as appropriate, and address the external debt of highly indebted poor countries to reduce debt distress

17.4.1 Debt service as a proportion of exports of goods and services, 2007-2017 (%)

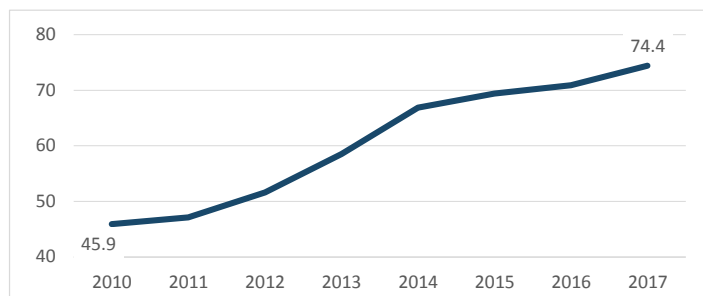
Source: National Bank of Serbia



17.8 Fully operationalize the technology bank and science, technology and innovation capacity-building mechanism for least developed countries by 2017 and enhance the use of enabling technology, in particular information and communications technology

17.8.1 Internet users, aged 16-74 years, 2010-2017 (%)

Source: Usage of information and communication technology, SORS



Additional information:

Since 1999, the Statistical Office of the Republic of Serbia does not dispose of certain data for AP Kosovo and Metohija, so they are not contained in the data coverage for the Republic of Serbia - total.



Download all data in Exel format:

[Data](#)



SDG portal:

<http://sdg.indikatori.rs/>



SDG DevInfo database online:


http://devinfo.stat.gov.rs/republika_srbija



For more information and questions, please contact:

SDG-Srbija@stat.gov.rs

Sustainable development goals Republic of Serbia



<input checked="" type="checkbox"/>	United Nations sustainable development indicators that are available in the Republic of Serbia
<input type="checkbox"/>	United Nations sustainable development indicators that are not available in the Republic of Serbia
<input checked="" type="checkbox"/>	European Union sustainable development indicators that are available in the Republic of Serbia
<input type="checkbox"/>	European Union sustainable development indicators that are not available in the Republic of Serbia

Created by the SDG working group of the Statistical office of the Republic of Serbia

Abbreviations

GLAAS	UN-Water Global Analysis and Assessment of Sanitation and Drinking-Water
ISCED	The International Standard Classification of Education
ISCO	The International Standard Classification of Occupations
MICS	Multiple Indicator Cluster Surveys
OSCE	Organization for Security and Co-operation in Europe
OECD	Organisation for Economic Co-operation and Development
SES	Structure of Earnings Survey
SILC	Survey on Income and Living Conditions
SORS	Statistical Office of the Republic of Serbia
TUS	Time Use Survey
UNODC	The United Nations Office on Drugs and Crime