



# LEAVE NO ONE BEHIND!

## Progress on the Sustainable Development Goals in the Republic of Serbia from a gender perspective



# LEAVE NO ONE BEHIND!

## Progress in Achieving Sustainable Development Goals in the Republic of Serbia from a gender perspective

### Publisher:



Република Србија – Републички завод за статистику  
Statistical Office of the Republic of Serbia

Milana Rakića 5, Belgrade  
Phone: +381 11 2412 922; Fax: +381 2411 260

### For Publisher:

Miladin Kovačević, PhD, Director

### Author

Marija Babović, PhD

### Editorial Board:

Snežana Lakčević  
Dragana Đoković Papić  
Petar Đorić  
Vladica Janković  
SDG Monitoring Working Group

### Proofreading (Serbian):

Halifax Translation Services

### Translation (English):

Halifax Translation Services

### Design:

Executive Group

When using data from this publication, be sure to cite the source.

The production of this publication was supported by the Governments of Switzerland and Germany. The publication does not necessarily represent the official standpoints of the Swiss and German Governments.



Schweizerische Eidgenossenschaft  
Confédération suisse  
Confederazione Svizzera  
Confederaziun svizra

Swiss Agency for Development  
and Cooperation SDC

Sprovedeno od strane:





# TABLE OF CONTENTS

Progress on the Sustainable Development Goals in the Republic of Serbia from a gender perspective .....	5
Gender equality .....	10
No poverty .....	19
Zero hunger .....	21
Good health and well-being .....	22
Quality education .....	27
Decent work and economic growth .....	28
Peace, justice and strong institutions .....	30
Partnership for the goals .....	34

# LEAVE NO ONE BEHIND!

## Progress on the Sustainable Development Goals in the Republic of Serbia from a gender perspective

**Leave No One Behind** is the basic principle of the 2030 Agenda for Sustainable Development and its Sustainable Development Goals (SDGs). This principle represents the unequivocal commitment of all states to eradicate poverty in all its forms, end social exclusion and discrimination in all their forms, and reduce the inequalities and various forms of vulnerabilities that leave individuals and social groups behind and undermine the development potential of humanity as a whole<sup>1</sup>.

This principle is grounded in a finding that due to intertwining of various exclusion factors, some groups experience multiple and mutually strengthening forms of deprivation and inequalities, which result in their exclusion from development processes. Five key exclusion factors are the following: discrimination (on the basis of inherited or acquired traits); geographic remoteness or staying in an unfavourable geographic area (environmental degradation, lack of transport and communication, under-developed economy, technology, services); governance (inadequate laws, policies, non-transparent and unaccountable institutions, lack of democratic participation); socio-economic status (inequalities in access to resources and in employment possibilities, poverty and deprivation), as well as vulnerability to shocks (conflicts, crises, climate change and natural disasters)<sup>2</sup>.

This short informative publication from the “Leave No One Behind!” series shows the situation with regard to achieving Sustainable Development Goals (SDGs) in the Republic of Serbia from a gender perspective.

For the purpose of presenting the situation, the publication uses official SDG indicators followed on the web portal of the Statistical Office of the Republic of Serbia<sup>3</sup>. When possible, the focus was also on intersectional inequalities or gender differences among various population categories and differences among various groups of women defined according to the type of settlements, material status, educational level or other characteristics.

<sup>1</sup> <https://unsdg.un.org/2030-agenda/universal-values/leave-no-one-behind>

<sup>2</sup> UNSDG (2019) Leaving No One Behind. A UNSDG Operational Guide for UN Country Teams, <https://unsdg.un.org/sites/default/files/Interim-Draft-Operational-Guide-on-LNOB-for-UNCTs.pdf>

<sup>3</sup> <http://sdg.indikatori.rs/>



## POPULATION IN THE REPUBLIC OF SERBIA, BY SEX

According to the estimates of the Statistical Office of the Republic of Serbia at the end of 2020, the total population of the Republic of Serbia amounted to 6,871,547 persons. The share of female population in the total population amounted to 51.3% (3,525,575 persons), while the share of male population amounted to 48.7% (3,345,972 persons)<sup>4</sup>.

---


<sup>4</sup> The Statistical Office, Data Base, Estimates of population, <https://data.stat.gov.rs/Home/Result/18010403?languageCode=sr-Cyrl>

<sup>5</sup> Statistical Office of the Republic of Serbia, Demographic Yearbook 2020, <https://publikacije.stat.gov.rs/G2021/Pdf/G202114018.pdf>

# Areas of gender gap reduction

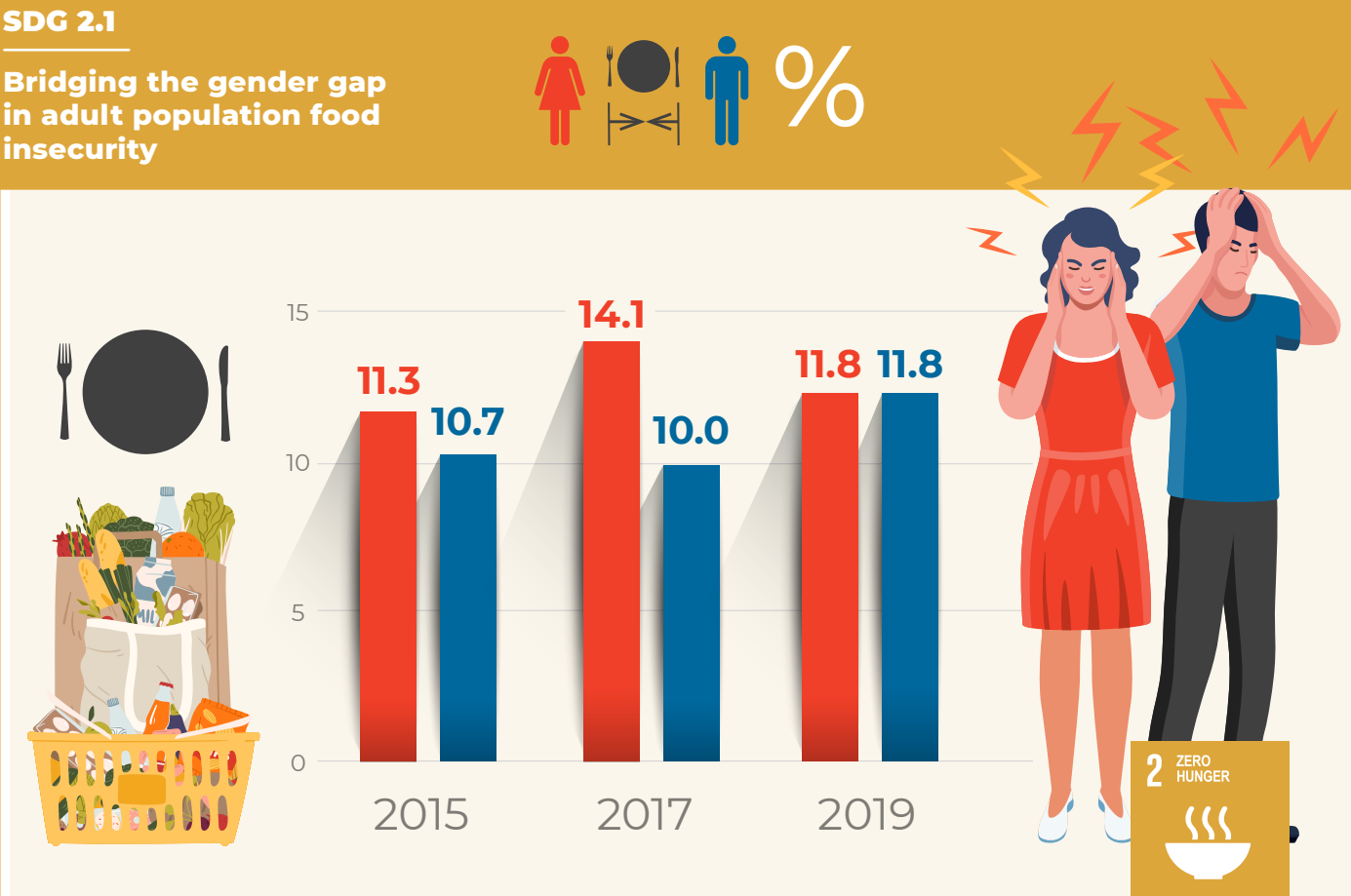
## SDG 5.5

Increasing proportion of women holding positions within legislative bodies



## SDG 2.1

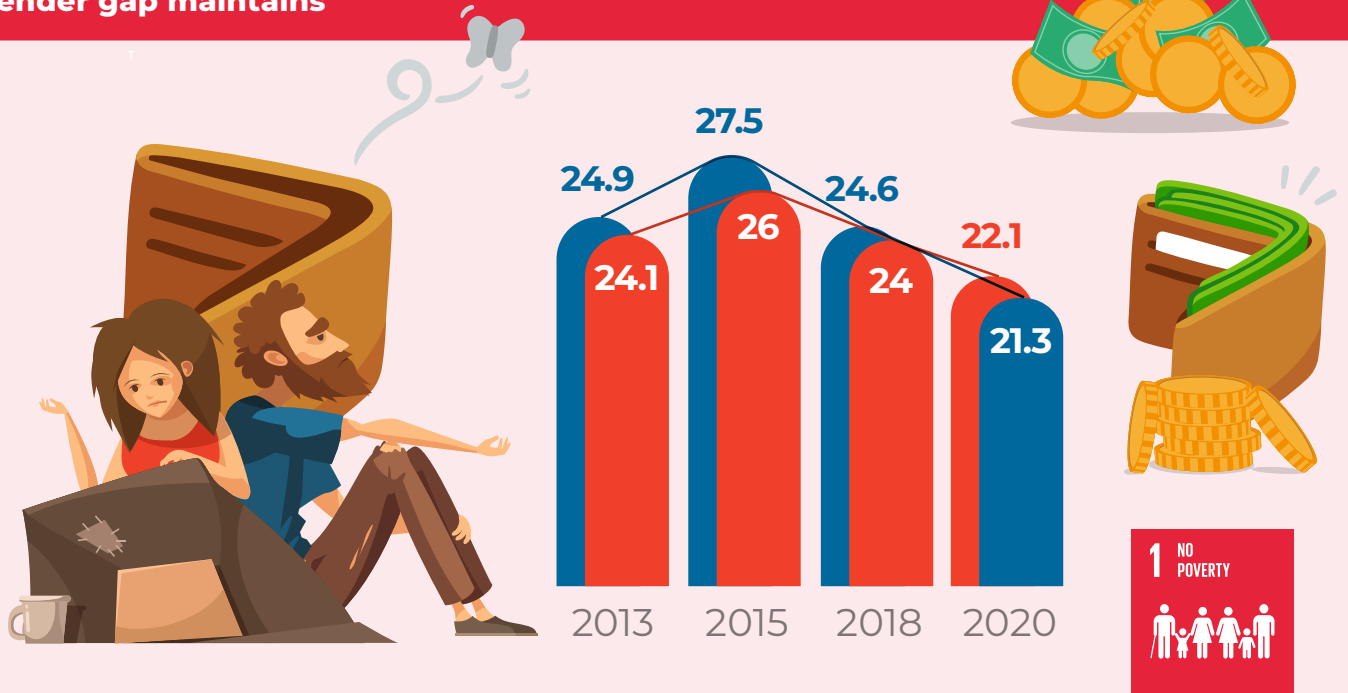
Bridging the gender gap in adult population food insecurity



# Areas of maintaining and increasing gender gap

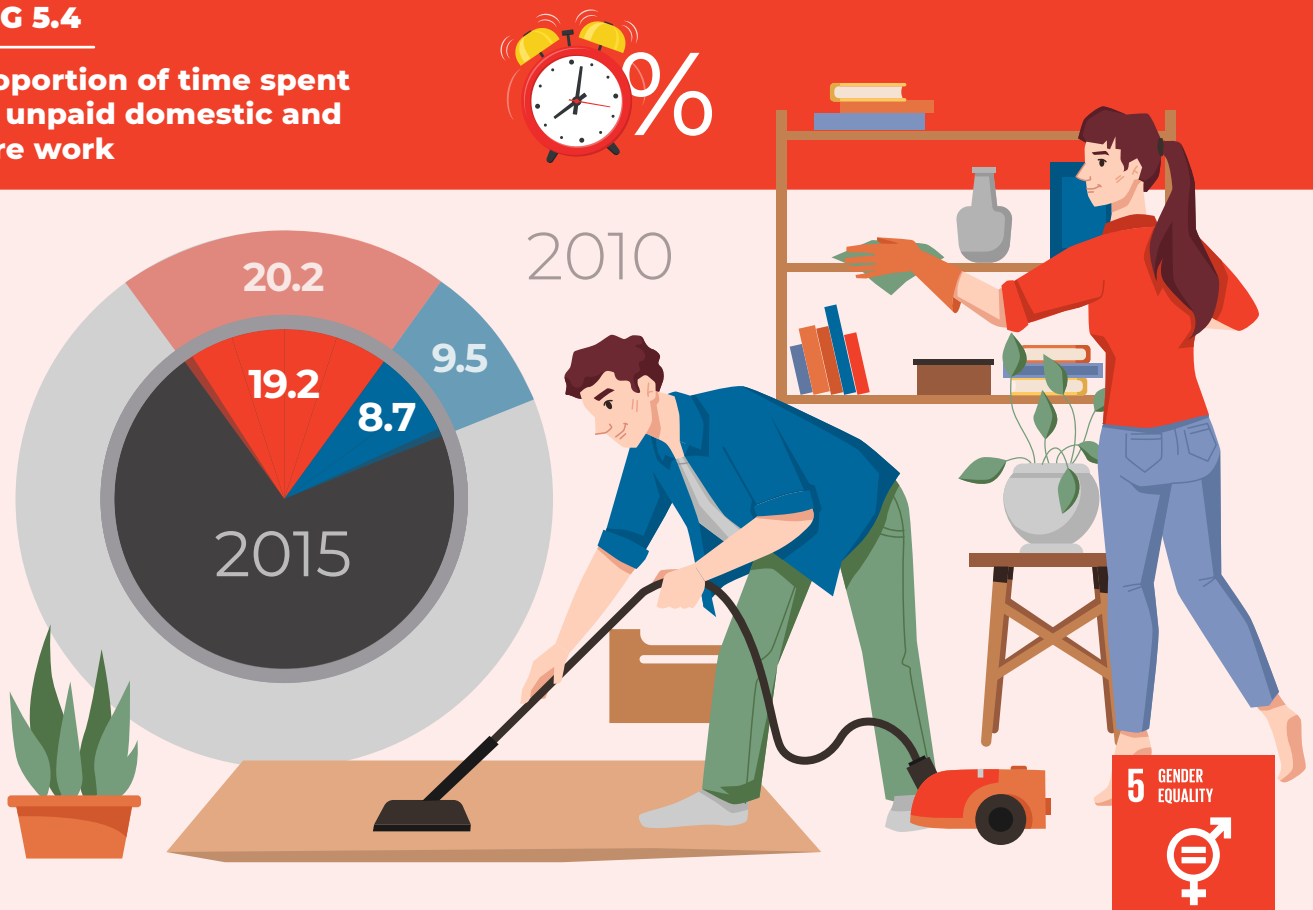
## SDG 1.2

At-risk-of-poverty rate decreasing but the gender gap maintains



## SDG 5.4


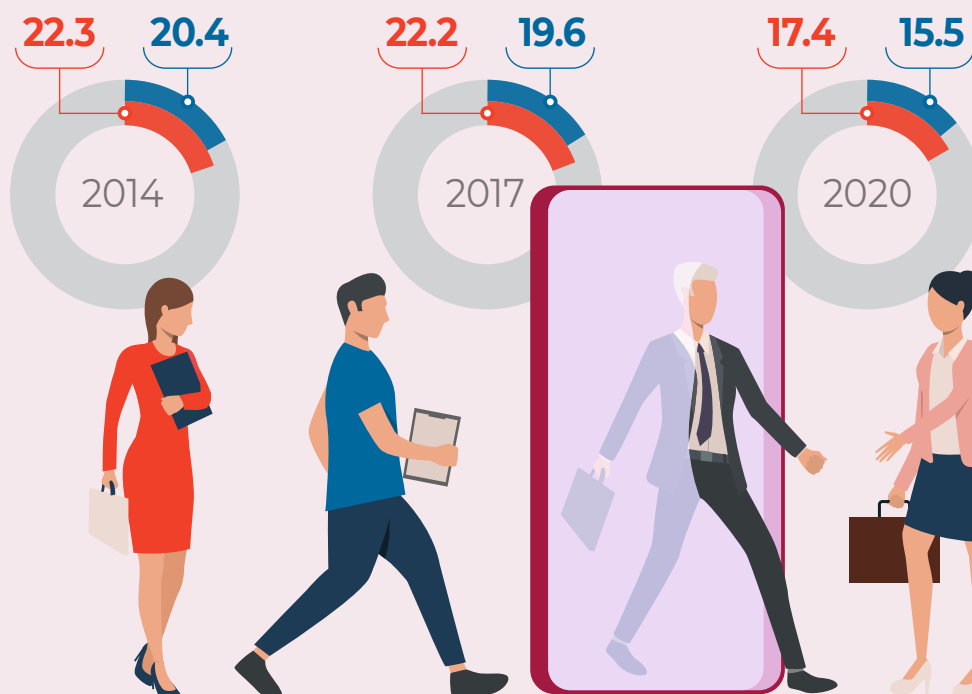

Proportion of time spent on unpaid domestic and care work





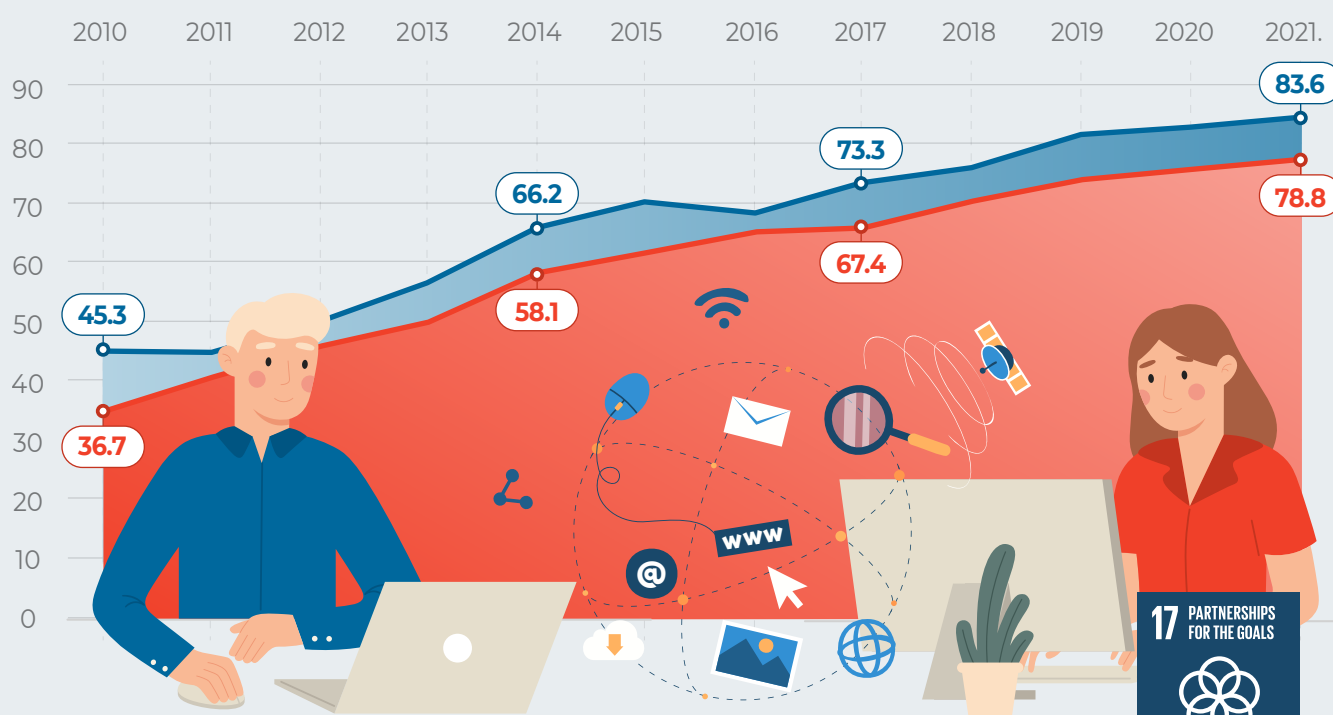
### SDG 8.3

Proportion of informal employment in total employment is decreasing, but the gender gap is reversed to the detriment of women



### SDG 17.8

Proportion of population using the Internet is growing, but the gender gap in favor of men persists



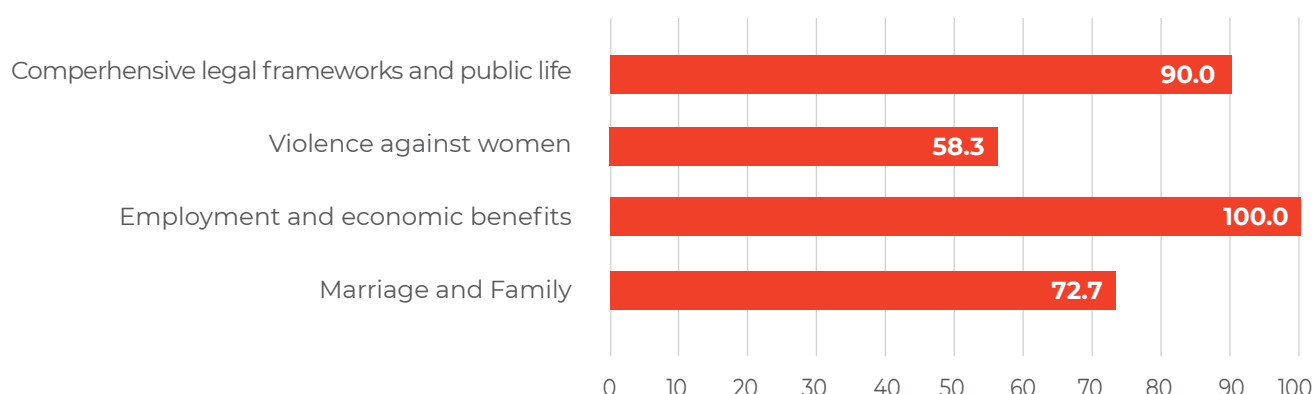


ACHIEVE GENDER EQUALITY AND EMPOWER ALL WOMEN AND GIRLS IS ONE OF THE 17 SUSTAINABLE DEVELOPMENT GOALS, FULLY FOCUSED ON GENDER ASPECTS OF THE SUSTAINABLE DEVELOPMENT.

<b>TARGET 5.1</b>	End all forms of discrimination against all women and girls everywhere
<b>STATE OF AFFAIRS</b>	<i>The legal framework for gender equality and prohibition of discrimination on the basis of sex has been established to a great extent.</i>

The legal framework guaranteeing gender equality and enabling promotion and monitoring of gender equality is relatively developed according to findings arising from monitoring progress on SDG 5 on the basis of indicator 5.1.1<sup>6</sup>. However, certain disproportion in the legal framework may be noticed, as the level of legal framework's development is the highest in the field of employment and economic benefits, very high in the field of general legal framework and public life, somewhat lower in the field of marriage and family, and the lowest in the field of violence against women (Graph 1).

Graph 1: **Legal frameworks that promote, enforce and monitor gender equality (percentage of achievement 0-100) 2020 (SDG indicator 5.1.1)**



Source: UN Women

<sup>6</sup> The indicator assesses whether or not legal frameworks are in place to promote, enforce and monitor gender equality. It is measured on the basis of a professional assessment carried out using a questionnaire comprising 42 questions under four areas: (i) overarching legal frameworks and public life; (ii) violence against women; (iii) employment and economic benefits; and (iv) marriage and family.

## TARGET 5.2

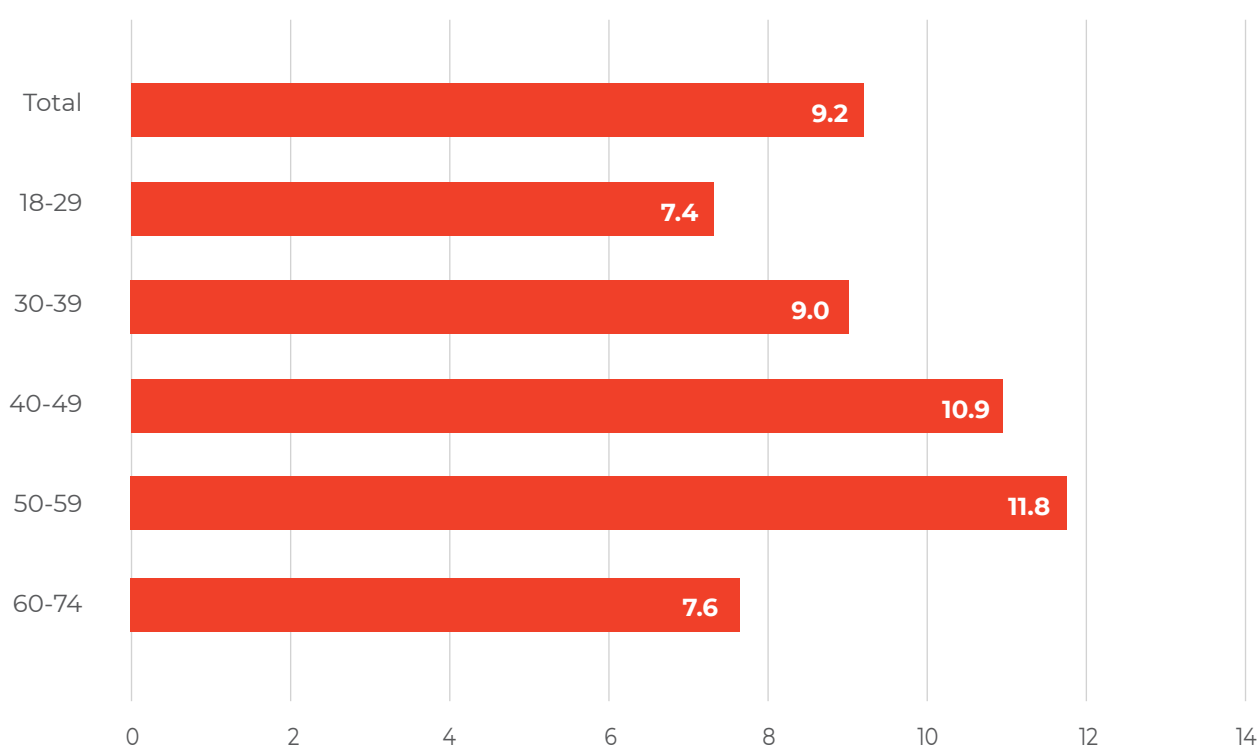
Eliminate all forms of violence against all women and girls in the public and private spheres, including trafficking and sexual and other types of exploitation

## STATE OF AFFAIRS

*Gender-based violence against women and girls is still widespread in Serbia - both intimate partner violence and violence by persons other than an intimate partner.*

In 2018, one in ten ever-partnered women was subjected to some of the forms of violence (physical, psychological or sexual) by a current or former partner in the previous 12 months. Intimate partner violence is most present among women aged 50-59 years and 40-49 years, and least among the youngest and the oldest women (Graph 2).

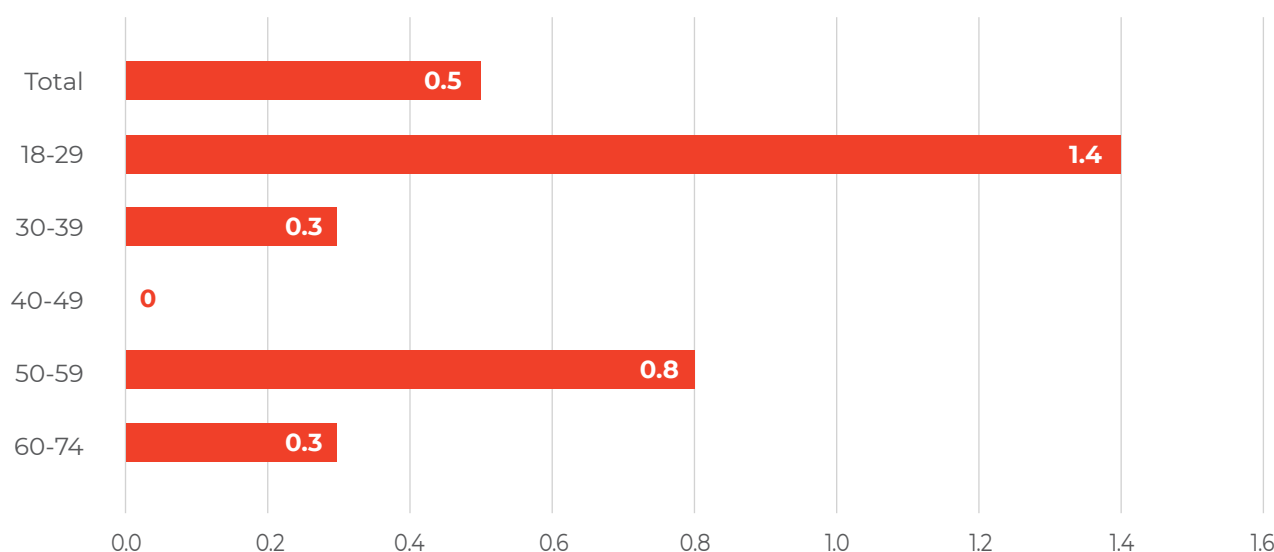
Graph 2: **Proportion of women aged 18 to 74 years and older who are or have been subjected to physical, sexual or psychological violence by a current or former partner in the previous 12 months, by age, 2018, % (SDG indicator 5.2.1)**



Source: OSCE - Survey on the Well-being and Safety of Women

Experience of sexual violence by persons other than an intimate partner in the previous 12 months was shared during the survey on the well-being and safety of women by 0.5% of women aged 18 to 74 years. This form of violence is prevalent among young women (aged 18-29 years) (Graph 3).

Graph 3: **Proportion of women and girls aged 18 to 74 years subjected to sexual violence by persons other than an intimate partner in the previous 12 months, by age, 2018, % (SDG indicator 5.2.2)**



Source: OSCE - Survey on the Well-being and Safety of Women

#### TARGET 5.3

Eliminate all harmful practices, such as child, early and forced marriage and female genital mutilation

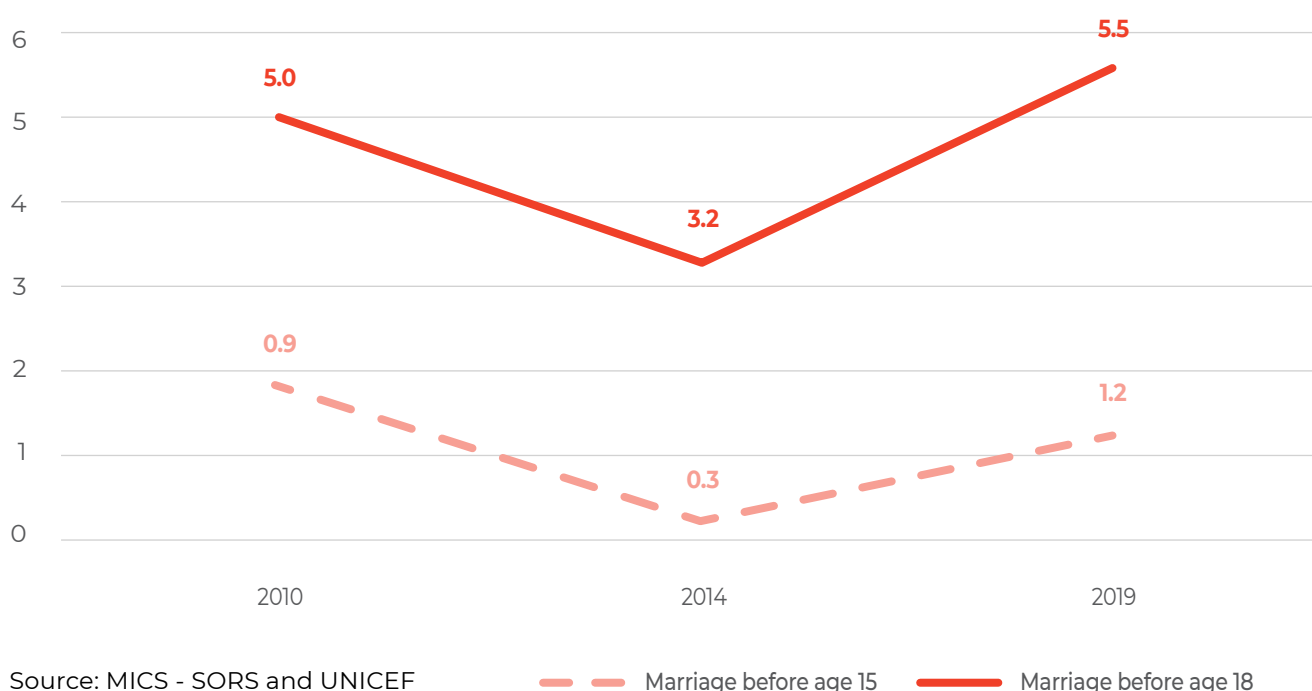
#### STATE OF AFFAIRS

*Early marriage (before age 15 and before age 18) is a form of violence against women according to the Istanbul Convention, and it is on the increase.*

Proportion of women who were married or in a union before the age of 15 and before the age of 18 is increasing. 'Child marriage' is more prevalent among women of reproductive age (aged 15-49 years) than among young women (aged 20-24 years), which could indicate some important inter-generational changes towards reduction of proportion of women getting married in an early age, before coming of age. According to Multiple Indicator Cluster Survey (MICS) 2019, 1.4% of women aged 20-49 years got married before the age of 15, and 7.9% of women aged 20-49 years got married before the age of 18. However, multiannual trends indicate that there is an increase in early marriages among young women (Graph 4). Marriage before the age of 18 is prevalent among women living in other settlements, as compared to women living in urban settlements (13.8% to 4.6%), and much more prevalent among uneducated women or women with primary education, as compared to women with secondary education or with higher education (44.1% to 8.5% and 0.6% respectively), and among women living in poorest households where almost one in four women (24%) is married or in a union before coming of age<sup>7</sup>.

<sup>7</sup> MICS - SORS and UNICEF

Graph 4: **Proportion of women aged 20-24 years who were married or in a union before age 15 and before age 18, 2010-2019, % (SDG indicator 5.3.1)**



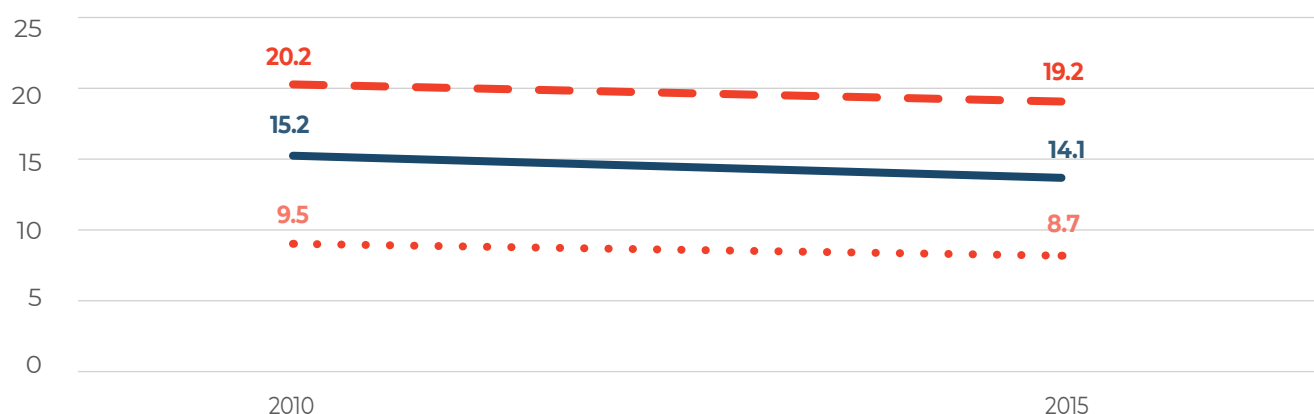
Early marriage is particularly prevalent among women and girls living in Roma settlements where 15% of women aged 15-49 years got married before the age of 15 and more than half of women aged 20-49 years (55.7%) got married before the age of 18<sup>8</sup>.

<b>TARGET 5.4</b>	Recognize and value unpaid care and domestic work through the provision of public services, infrastructure and social protection policies and the promotion of shared responsibility within the household and the family as nationally appropriate
<b>STATE OF AFFAIRS</b>	<i>Proportion of time spent on unpaid domestic and care work shows a moderate decline both among women and among men, but the gender gap is reflected in a much higher burden on women</i>

Women spend more than twice as much time during a day doing unpaid domestic work, such as cooking, washing laundry, cleaning, shopping and caring for household members (children, the elderly and the ill) than men. This gap remains consistent although the time spent on unpaid housework and care for family is being reduced both for women and men (Graph 5).

<sup>8</sup> MICS - SORS and UNICEF

Graph 5: **Proportion of time spent on unpaid domestic and care work, population aged 15 years and older, by sex, 2010-2015, % (SDG indicator 5.4.1)**



Source: Time Use Survey (TUS), SORS

— Total — Female . . . . Male

#### TARGET 5.5

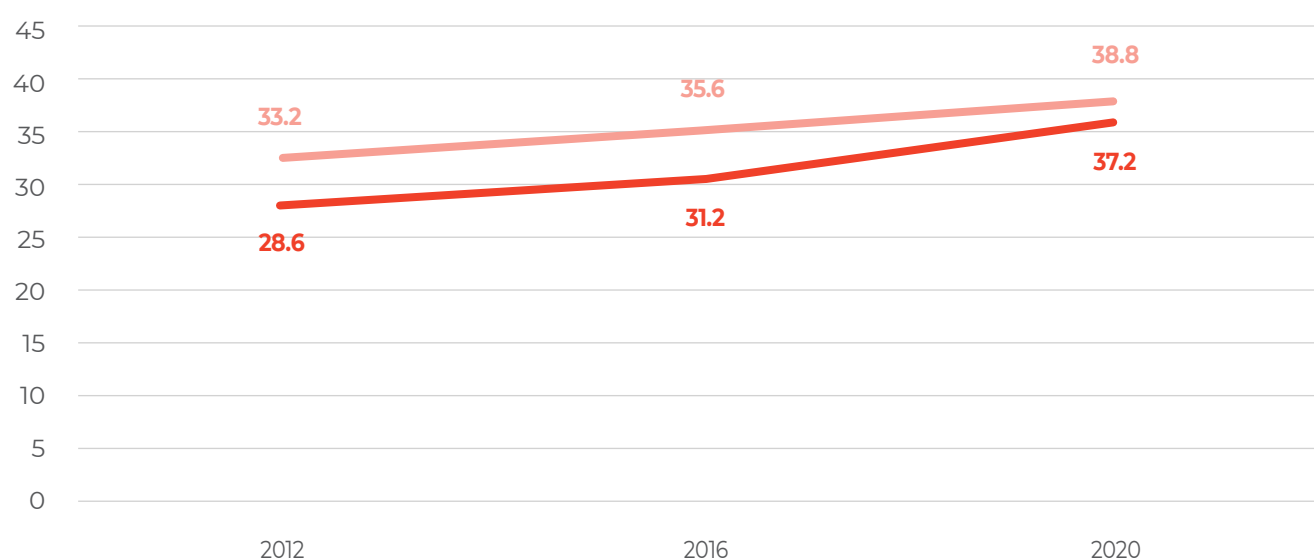
Ensure women's full and effective participation and equal opportunities for leadership at all levels of decision-making in political, economic and public life

#### STATE OF AFFAIRS

*There are some positive trends indicating an increased participation of women at decision-making level in political, economic and public life.*

Participation of women in political decision-making is monitored through their participation in the national parliament and local assemblies. In the 2012-2020 period, the proportion of women MPs in the National Assembly of the Republic of Serbia and the proportion of women councillors in local municipal and city assemblies increased (Graph 6).

Graph 6: **Proportion of seats held by women in national parliaments and local governments, 2012-2020, % (SDG indicator 5.5.1)**

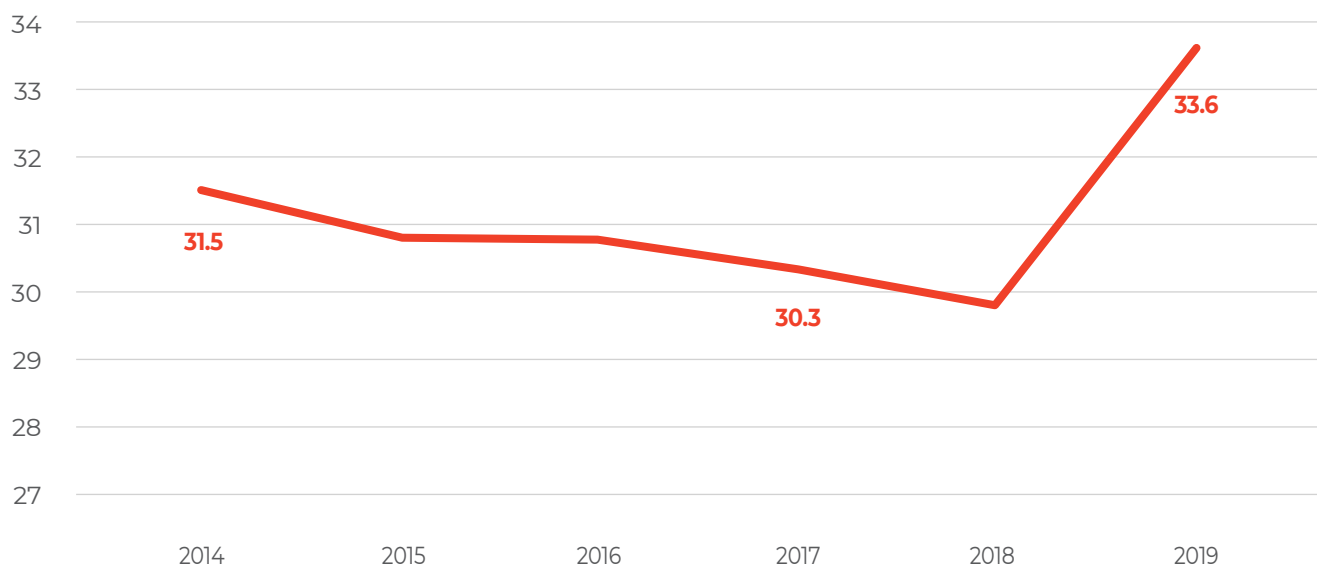


Source: Election Statistics, SORS

— Proportion of women in the National Assembly — Proportion of women in municipality and city assemblies

Progress has been recorded in the share of women at managerial positions. According to the Labour Force Survey, in 2019, one third of the middle and senior managers were women (Graph 7).

Graph 7: **Proportion of women in managerial positions, 2014-2019, % (SDG indicator 5.5.2)**



Source: Labour Force Survey, SORS

<b>TARGET 5.6</b>	Ensure universal access to sexual and reproductive health and reproductive rights as agreed in accordance with the Programme of Action of the International Conference on Population and Development and the Beijing Platform for Action and the outcome documents of their review conferences
<b>STATE OF AFFAIRS</b>	<i>One in seven women does not have the autonomy in decision making over their sexual relations, contraceptive use and reproductive health.</i>

According to MICS, 84.2% of women aged 15-49 years said they made their own decisions on their sexual life and sexual and reproductive health. This means that among women of reproductive age, one in seven women does not have this kind of autonomy in decision making over their sexual life, and sexual and reproductive health. Proportion of women who have the autonomy in decision making over their sexual life and health is lower among women living in other settlements, among women aged 45-49 years, uneducated women or women with primary education, and among women living in the poorest households (Table 1).

Table 1: **Proportion of women aged 15-49 years who make their own informed decisions regarding sexual relations, contraceptive use and reproductive health care, 2019, % (SDG indicator 5.6.1)**

		Serbia
Total		84.2
Type of settlement	Urban	85.9
	Other	81.8
Age	15-19	(*)
	20-24	83.2
	25-29	84.2
	30-34	89.7
	35-39	90.7
	40-44	85.1
	45-49	73.6
Education	Primary or none	76.8
	Secondary	82.8
	Tertiary	88,5
Wealth index quintiles	Poorest	77.2
	Second	83.0
	Medium	83.3
	Fourth	87.7
	Richest	86.2

Source: MICS - SORS and UNICEF

The progress made on achieving this target is also measured by the indicator relating to the extent to which countries have laws and regulations that guarantee full and equal access to women and men aged 15 years and older to healthcare services, information and education. The indicator is a percentage (%) scale of 0 to 100, indicating a country's status and progress in the existence of such national laws and regulations (but it does not measure their implementation). Generally, this legal framework in Serbia is well developed, at the level of 86%, but there is a disproportion among various thematic sections. While the percentage relating to the legal framework in the section of contraception and family planning, as well as protection against HIV and HPV has been assessed with the highest 100%, frameworks relating to maternity care were estimated with somewhat lower percentage, and the sexual education section got the lowest percentages (Table 2).



Table 2: **Number of countries with laws and regulations that guarantee full and equal access to women and men aged 15 years and older to sexual and reproductive health care, information and education, 2019 (SDG Indicator 5.6.2)**

	% of development of legislation in Serbia
<b>Total</b>	<b>86</b>
<b>Maternity care</b>	<b>79</b>
Maternity care	100
Life-saving commodities	92
Abortion	25
Post-abortion care	100
<b>Contraception and family planning</b>	<b>100</b>
Contraception	100
Consent for contraceptive services	100
Emergency contraception	100
<b>Comprehensive sexuality education and information</b>	<b>50</b>
CSE law	100
CSE curriculum	0
<b>HIV and HPV</b>	<b>100</b>
HIV testing and counselling	100
HIV treatment and care	100
Confidentiality of health status for men and women living with HIV	100
HPV vaccine	100

Source: United Nations - Inquiry on Population and Development

<b>TARGET 5.a</b>	Undertake reforms to give women equal rights to economic resources, as well as access to ownership and control over land and other forms of property, financial services, inheritance and natural resources, in accordance with national laws
<b>STATE OF AFFAIRS</b>	<i>Serbia got high score on legal framework guaranteeing equal rights to ownership and control over land.</i>

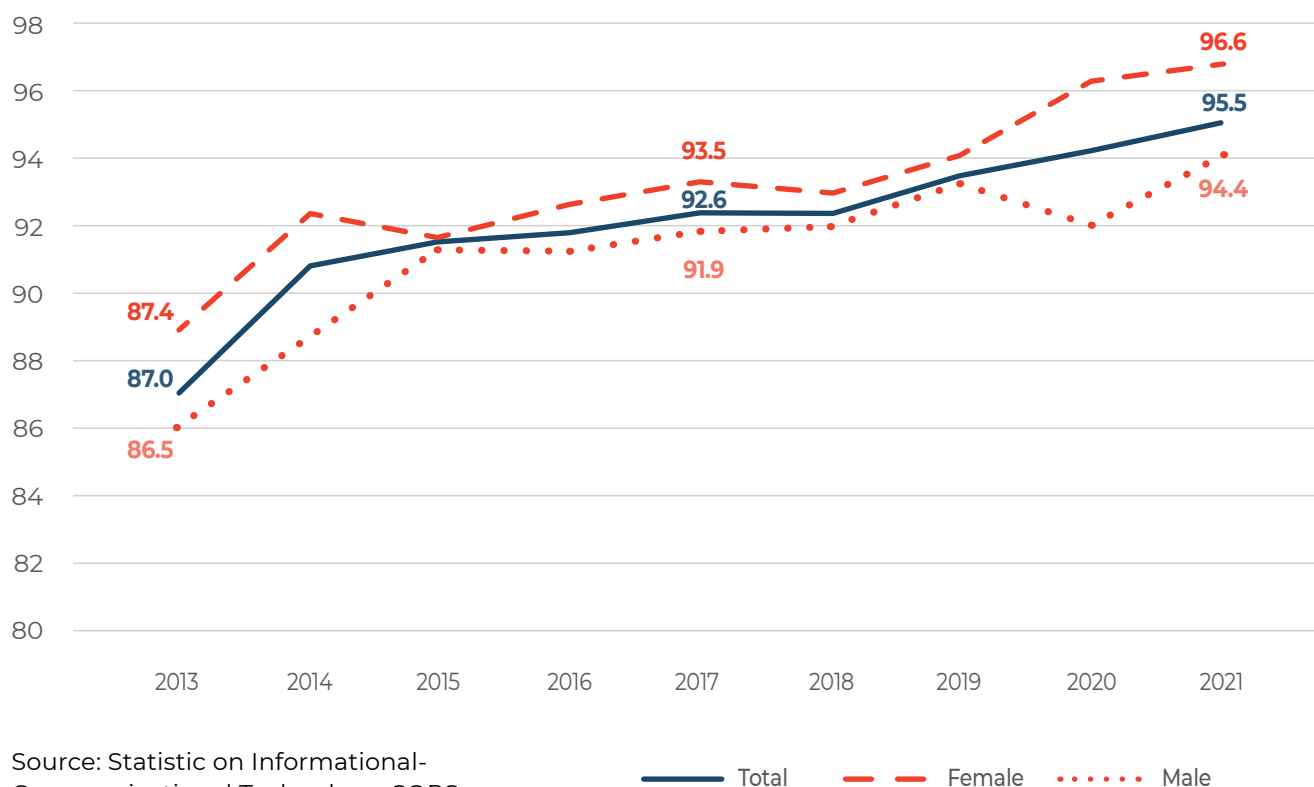
The progress made on achieving this target is measured by the extent to which the legal framework, including customary law, guarantees women's equal rights to land ownership and/or control. The indicator "measures" the progress by testing that framework against six proxies drawn from international law and internationally accepted good practices, in particular the Convention on the Elimination of Discrimination Against Women (CEDAW). The achievement is assessed with bands 1-6, where band 1 means that there is

no evidence of guarantees of gender equality in the land ownership and/or control in the legal framework, and band 6 indicates very high levels of guarantees of gender equality in land ownership and/or control in the legal framework. Based on this type of assessment, in 2019 Serbia was assessed with band 5<sup>9</sup>.

<b>TARGET 5.b</b>	Enhance the use of enabling technology, in particular information and communications technology, to promote the empowerment of women
<b>STATE OF AFFAIRS</b>	<i>A significant increase in the proportion of individuals who own a mobile telephone has been recorded over the past eight years, but there is a gender gap in favour of men.</i>

Almost the entire population in Serbia own mobile phones, which is one of the indicators of sustainable development in the field of access to information and communications technology as a prerequisite for innovation. A significant increase has been achieved over the past eight years, but a small gender gap still remains in favour of men.

Graph 8: **Proportion of individuals who own a mobile telephone, by sex, 2013-2021, % (SDG indicator 5.b.1)**



<sup>9</sup> Source: Republic Geodetic Authority

# GENDER ASPECTS OF THE SUSTAINABLE DEVELOPMENT ARE ALSO RELEVANT AS CROSS-CUTTING ASPECTS IN OTHER SUSTAINABLE DEVELOPMENT GOALS. NUMEROUS OTHER GOALS AND TARGETS ARE ALSO SIGNIFICANT FOR EMPOWERMENT OF WOMEN AND GIRLS.



END POVERTY IN ALL ITS FORMS EVERYWHERE

## TARGET 1.2

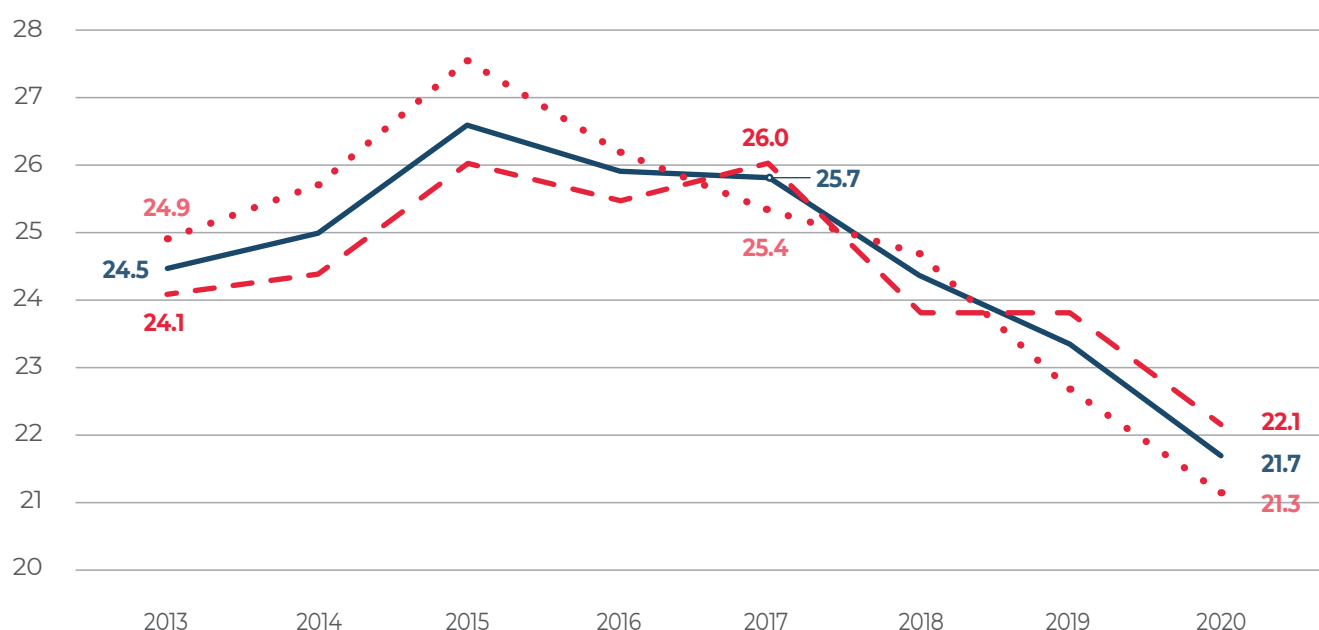
By 2030, reduce at least by half the proportion of men, women and children of all ages living in poverty in all its dimensions according to national definitions

## STATE OF AFFAIRS

Gender gap in poverty is present, and higher at-risk-of-poverty rates over the past years among women may indicate the process of feminization of poverty.

The Republic of Serbia has recorded progress in poverty reduction. At-risk-of-poverty rate decreased from 24.5% in 2013 to 21.7% in 2020. However, gender aspects of these trends indicate changes in the gender gap that was earlier reflected in higher at-risk-of-poverty rate among men, whereas over the past years the at-risk-of-poverty rate has been higher among women than among men. Although this gender gap is not big, it may indicate the feminization of poverty (Graph 9).

Graph 9: **At-risk-of-poverty rate, by sex, 2013-2020, % (SDG indicator 1.2.1)**

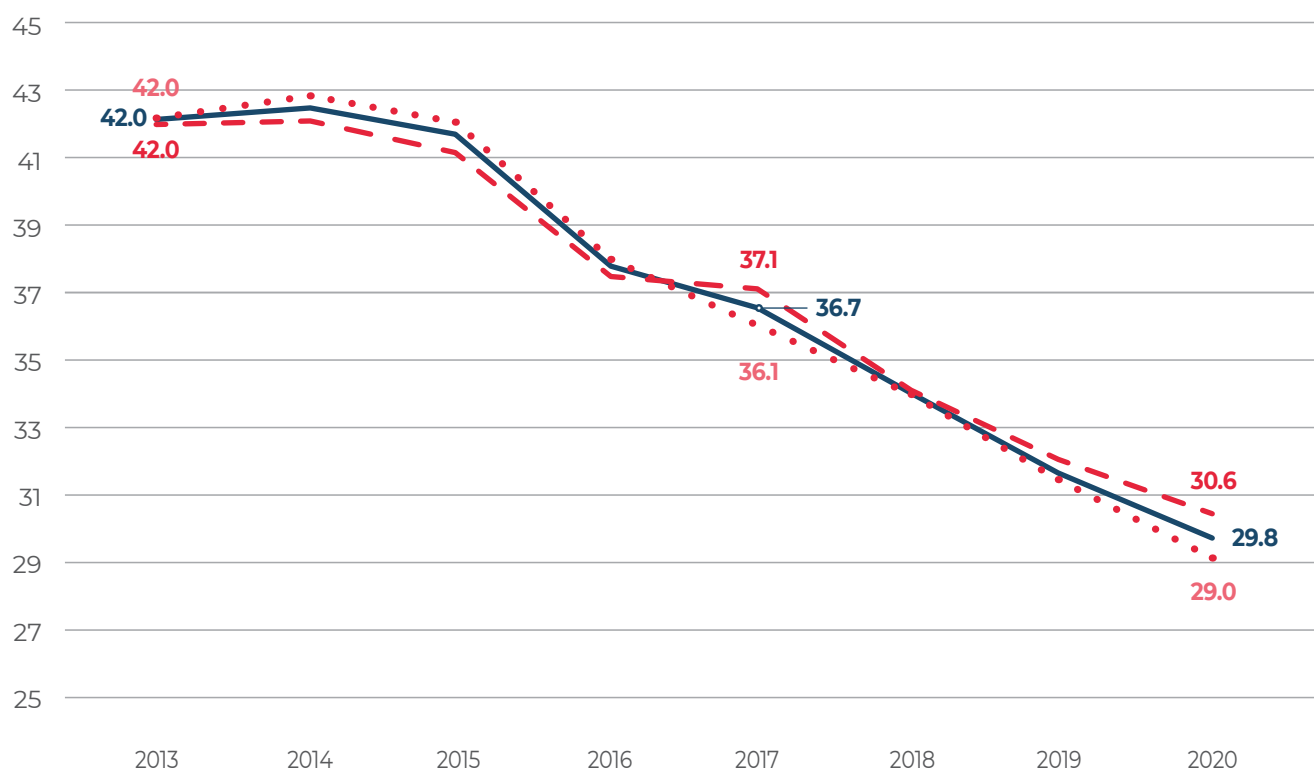


Source: Survey on Income and Living Conditions (SILC), SORS

— Total    - - - Female    ..... Male

Another indicator used for monitoring the progress related to poverty is at-risk-of-poverty rate or social exclusion rate. Besides the risk of material poverty, this indicator also encompasses the indicator of material deprivation, or the deprivation of meeting basic needs due to the lack of sufficient material means, and the indicator of the household work intensity. This rate is significantly decreasing, but just like in case of the at-risk-of-poverty rate, higher rates have been registered among women than among men (Graph 10).

Graph 10: **At-risk-of-poverty rate or social exclusion rate, by sex, 2013-2020, % (SDG indicator 1.2.2)**



Source: Survey on Income and Living Conditions (SILC), SORS

— Total    - - - Female    ..... Male



## END HUNGER, ACHIEVE FOOD SECURITY AND IMPROVED NUTRITION AND PROMOTE SUSTAINABLE AGRICULTURE

### TARGET 2.1

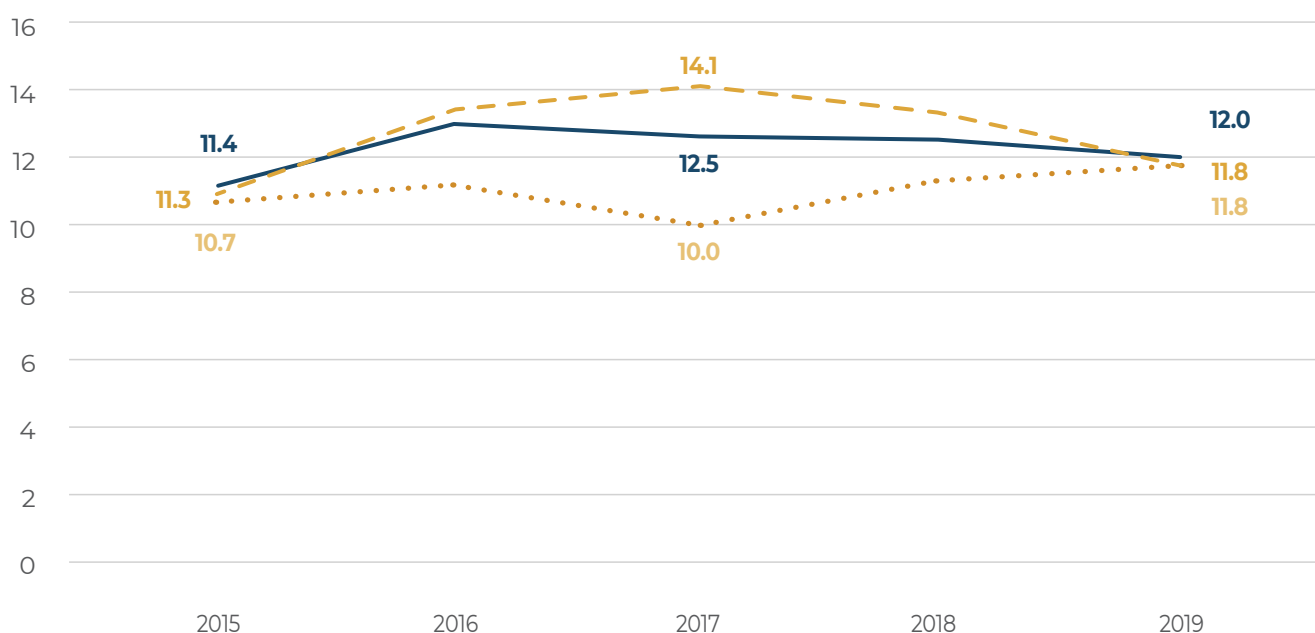
By 2030, end hunger and ensure access by all people, in particular the poor and people in vulnerable situations, including infants, to safe, nutritious and sufficient food all year round

### STATE OF AFFAIRS

*Proportion of adult population facing food insecurity stagnates, and bridging the gender gap in 2019 was caused by the reduction of the proportion of such population among women and its increase among men.*

Food insecurity is measured by an instrument defined by the Food and Agricultural Organisation (FAO) at the global level, taking into account the experience of a large number of countries. In Serbia, the proportion of population facing a moderate or severe food insecurity is relatively stable and it was at about 12% in the 2015-2019 period. However, the gender aspects of the food insecurity indicate some changes. While the proportion of population experiencing food insecurity was higher among women up until 2019, in 2019 the proportion of women was equalised with the proportion of men, which means that the gender gap was bridged. However, the gap was bridged due to the positive trend among women as the proportion of women experiencing this issue declined, while at the same time, the proportion of men experiencing the food insecurity issue increased (Graph 11).

Graph 11: **Prevalence of moderate or severe food insecurity in the adult population, by sex, 2015-2019, % (SDG indicator 2.1.2a)**



Source: FAO - Food and Agriculture Organisation

— Total    - - - Female    ..... Male



## ENSURE HEALTHY LIVES AND PROMOTE WELL-BEING FOR ALL AT ALL AGES

### TARGET 3.1

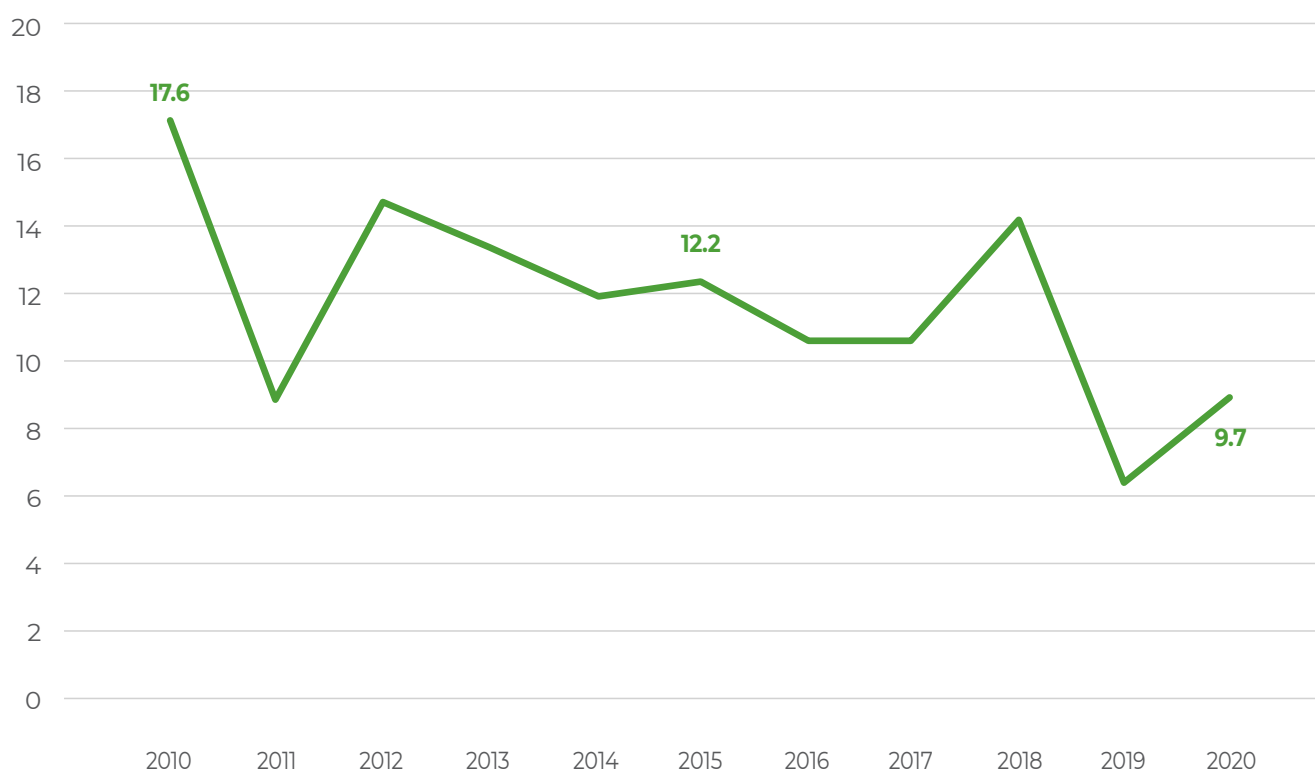
By 2030, reduce the global maternal mortality ratio to less than 70 per 100,000 live births

### STATE OF AFFAIRS

*Having in mind the target values defined at the global level, the objective related to the maternal mortality has been achieved in Serbia, and the reason for this is that almost all childbirths in Serbia are attended by skilled health personnel.*

The maternal mortality rate in Serbia has been reduced over the past ten years and the maternal mortality ratio is much below the globally set target (less than 70 per 100,000 live births) (Graph 12).

Graph 12: **Maternal mortality ratio, 2010-2020<sup>10</sup> (SDG indicator 3.1.1)**



Source: Vital statistics, SORS

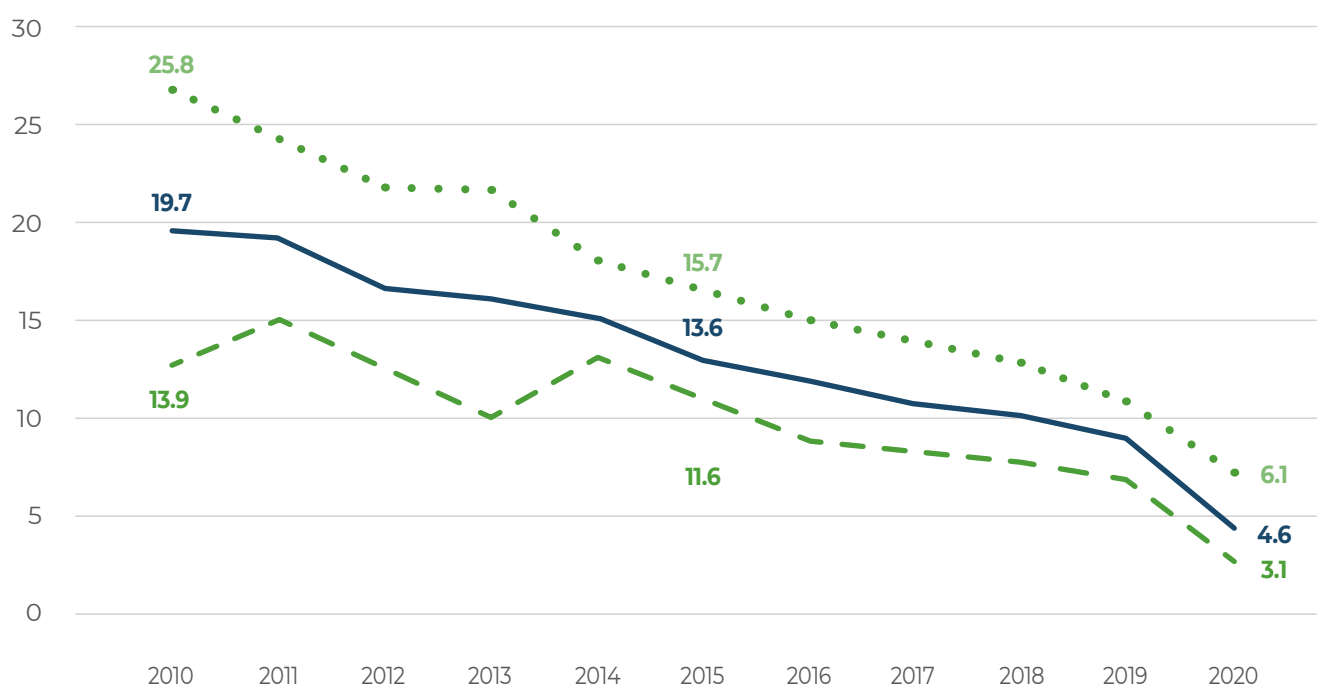
<sup>10</sup> Maternal mortality ratio - the number of maternal deaths per 100,000 live births during the observation time period. The death of a woman (death of a mother) while pregnant or within 42 days of termination of pregnancy, irrespective of the duration and site of the pregnancy, from any cause related to or aggravated by the pregnancy or its management, but not from unintentional or incidental causes.

In 2019, in Serbia, 99.9% of childbirths were attended by skilled health personnel. The percentage is somewhat lower among groups facing severe social exclusion issues - population living in Roma settlements, where 99.2% of all childbirths were attended by health personnel<sup>11</sup>.

<b>TARGET 3.3</b>	By 2030, end the epidemics of AIDS, tuberculosis, malaria and neglected tropical diseases and combat hepatitis, water-borne diseases and other communicable diseases
<b>STATE OF AFFAIRS</b>	<i>Tuberculosis incidence is higher among men than among women, but owing to a successful combat against this disease, not only has the incidence of this disease declined, but the gender gap as well.</i>

For now, achievement of this target is assessed only against the indicator related to tuberculosis incidence per 100,000 population. This is the disease that is more common in males than in females, but its spreading is successfully suppressed. Namely, the TB incidence has been significantly reduced over the past 10 years both among men and among women. Therefore, the gender gap has been significantly reduced, although this disease is still to some extent more common in males than in females (Graph 13).

Graph 13: **Tuberculosis incidence per 100,000 population, by sex (SDG indicator 3.3.2)**



Source: Institute of Public Health of Serbia and SORS

— Total    — Female    ..... Male

<sup>11</sup> Source: MICS - SORS and UNICEF

### TARGET 3.4

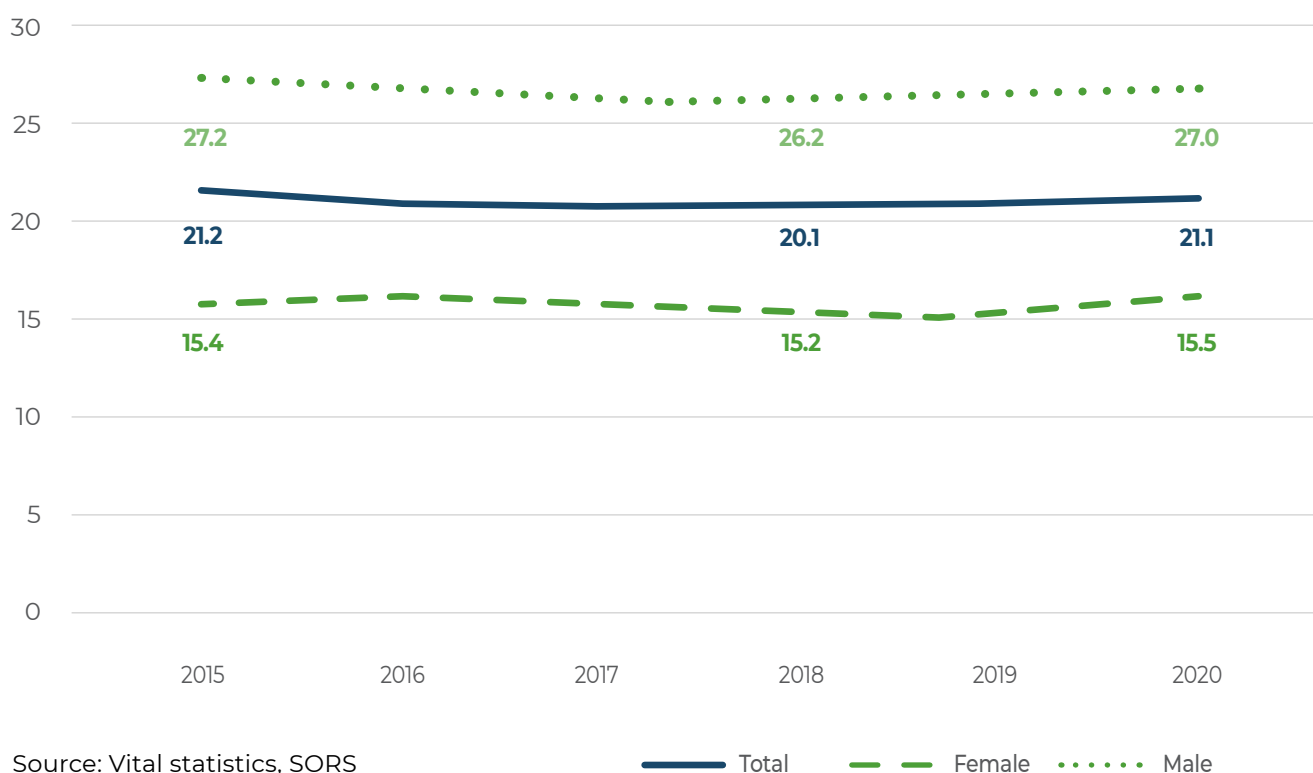
By 2030, reduce by one third premature mortality from non-communicable diseases through prevention and treatment and promote mental health and well-being

### STATE OF AFFAIRS

*Men die from cardiovascular disease and cancer more often than women, and much more often commit suicide.*

The mortality rates attributed to most frequent non-communicable diseases, such as cardiovascular disease and cancer, were relatively persistent in the 2015-2020 period. The gender gap exists because the mortality rate attributed to these diseases is much higher among men than among women (Graph 14).

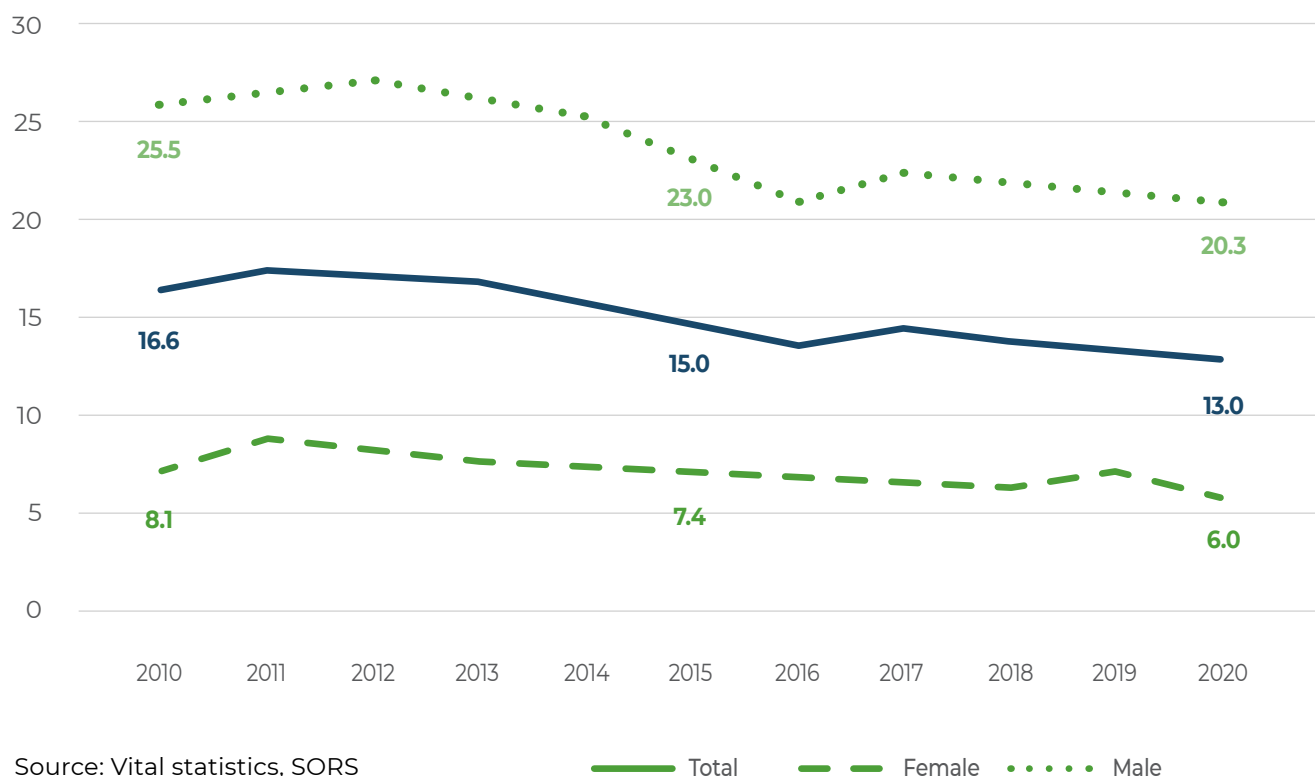
Graph 14: **Mortality rate attributed to cardiovascular disease, cancer, diabetes or chronic respiratory disease, by sex, 2015-2020, % (SDG indicator 3.4.1)**



Suicide mortality rate has shown a slight decline over the past 10 years, but there is a great gender gap because death by suicide occurs more often among males than among females (Graph 15).



Graph 15: **Suicide mortality rate, per 100,000 population, by sex, 2010-2020, % (SDG indicator 3.4.2)**



### TARGET 3.7

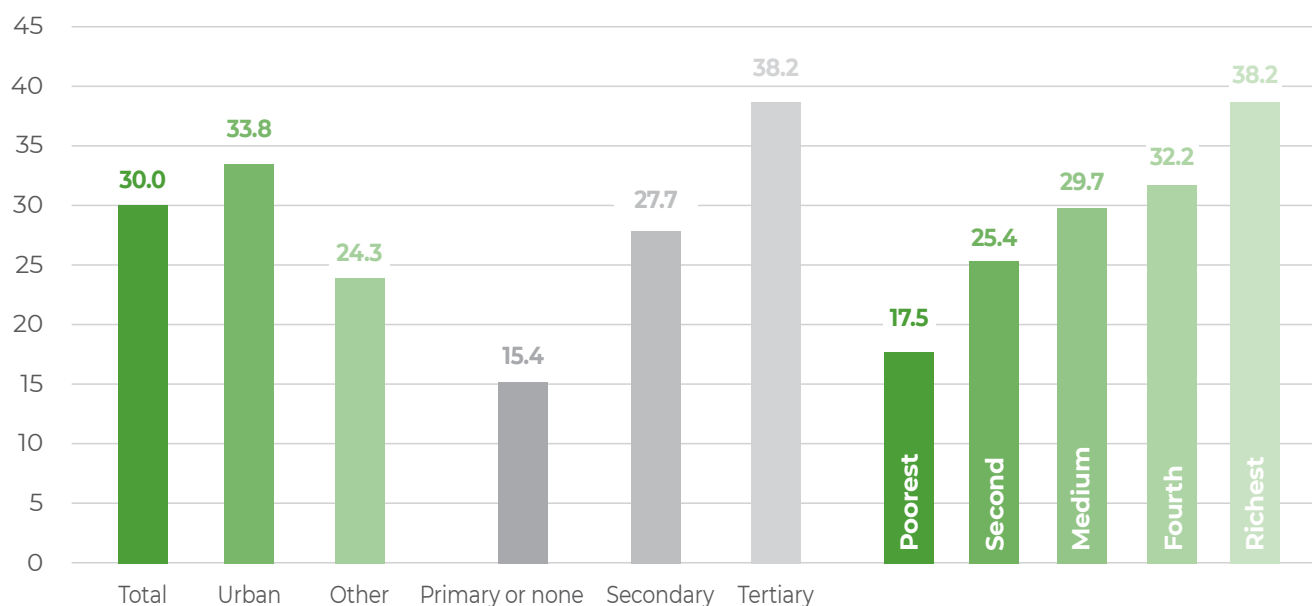
By 2030, ensure universal access to sexual and reproductive health-care services, including for family planning, information and education, and the integration of reproductive health into national strategies and programmes

### STATE OF AFFAIRS

*The proportion of women using a modern method of contraception is increasing, and the adolescent birth rate is decreasing.*

Proportion of women of reproductive age (aged 15-49 years) who have their need for family planning satisfied with modern methods of contraception was increased from 2014 to 2019 from 25.1% to 30.0%. Modern methods of contraception are more frequently used by women living in urban settlements than those in other settlements, and the proportion of such women rises with the increase in their education level and in the wealth index quintiles (Graph 16).

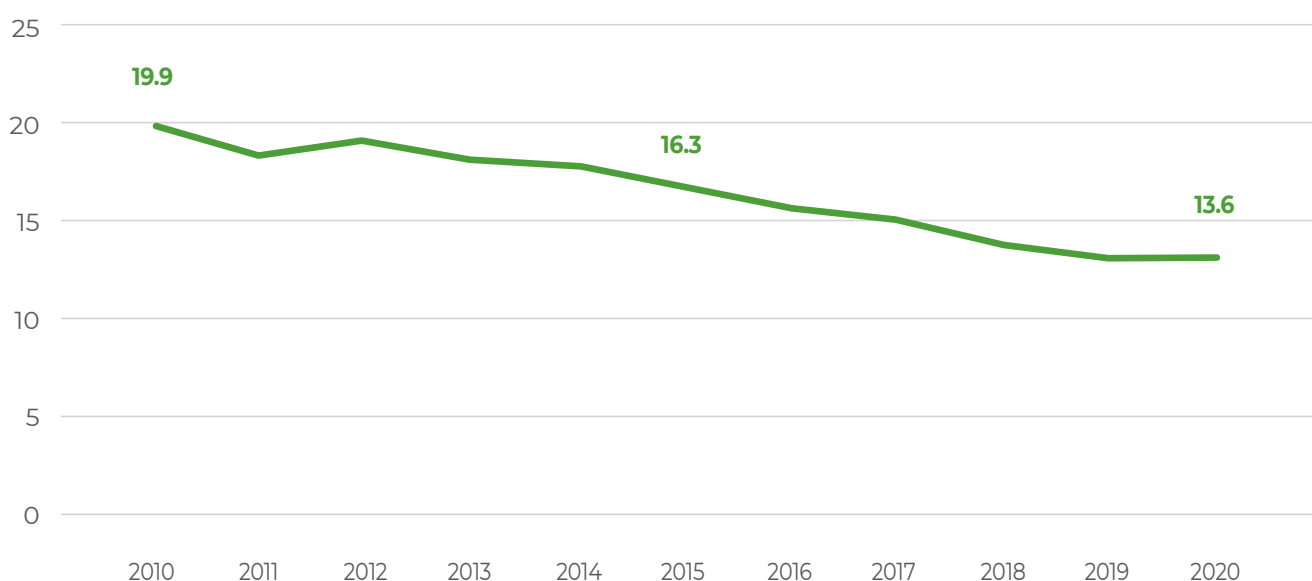
Graph 16: **Proportion of women of reproductive age (aged 15-49 years) who have their need for family planning satisfied with modern method, by type of settlement, education and wealth index quintiles, 2019, % (SDG indicator 3.7.1)**



Source: MICS - SORS and UNICEF

Adolescent birth rate has been decreasing over the past 10 years, although it has been stagnant over the past two years (2019-2020) (Graph 17).

Graph 17: **Adolescent birth rate (aged 15-19 years) per 1,000 women in that age group<sup>12</sup>, 2010-2020 (SDG indicator 3.7.2)**



Source: Vital statistics, SORS

<sup>12</sup> The indicator is the ratio between the number of live births to women aged 15-19 years and the estimated number of women of the same age group.

**TARGET 3.8**

Achieve universal health coverage, including financial risk protection, access to quality essential health-care services and access to safe, effective, quality and affordable essential medicines and vaccines for all

**STATE OF AFFAIRS**

*Antenatal care is also improving, both among overall female population and among women in Roma settlements.*

A moderate progress in the prenatal care has been achieved among the overall female population, and a significant progress among women in Roma settlements. Measured against the indicator recording four or more antenatal care visits during pregnancy, among the overall women population there was an increase in the proportion of women who meet this condition from 93.9% to 96.6% in the 2014-2019 period, and among population of women in Roma settlements there was an increase from 74.4% to 82.7% in the same reference period<sup>13</sup>.



*ENSURE INCLUSIVE AND EQUITABLE QUALITY EDUCATION AND PROMOTE LIFELONG LEARNING OPPORTUNITIES FOR ALL*

Gender aspects of education in the context of sustainable development are presented in more detail, on the basis of larger number of indicators, in special publications from the series “Leave No One Behind” focused on children and youth. This paper focuses on the target more directly related to eliminating gender disparities in education.

**TARGET 4.5**

By 2030, eliminate gender disparities in education and ensure equal access to all levels of education and vocational training for the vulnerable, including persons with disabilities, indigenous peoples and children in vulnerable situations

**STATE OF AFFAIRS**

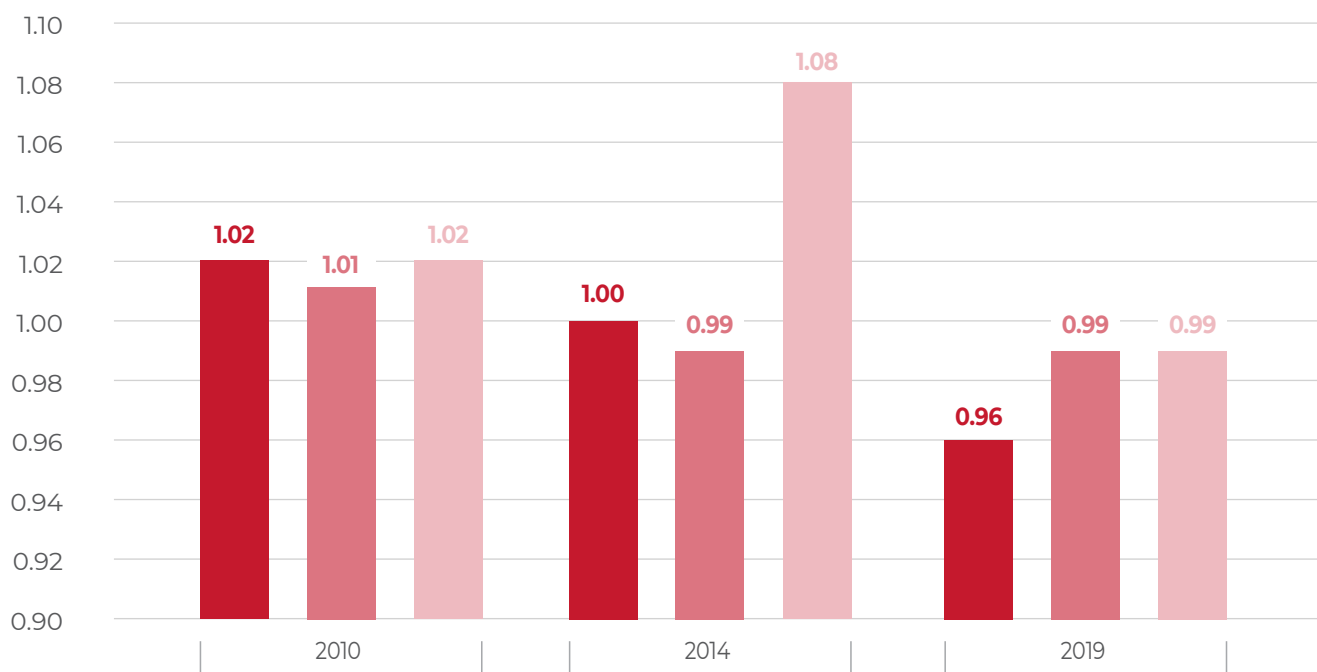
*At the primary and secondary education level, there is no distinguished gender gap when it comes to participation of girls and boys in education.*

Gender parity indices indicate relatively equal participation of girls and boys in the overall population in both primary and secondary education (Graph 18).

<sup>13</sup>


Source: MICS - SORS and UNICEF

Graph 18: **Parity indices at various levels of education, by sex, 2010-2019 (SDG indicator 4.5.1)**



Source: MICS - SORS and UNICEF

■ Primary education ■ Lower secondary education ■ Upper secondary education



*PROMOTE SUSTAINED, INCLUSIVE AND SUSTAINABLE ECONOMIC GROWTH, FULL AND PRODUCTIVE EMPLOYMENT AND DECENT WORK FOR ALL*

#### TARGET 8.3

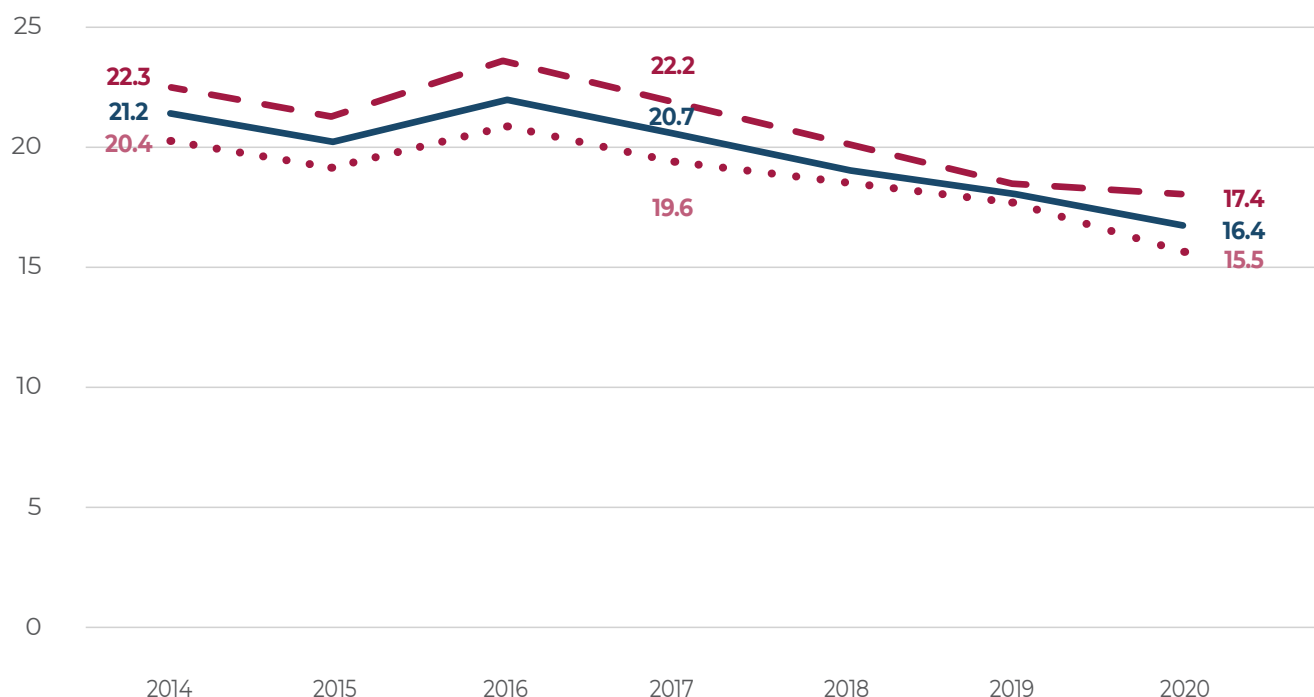
Promote development-oriented policies that support productive activities, decent job creation, entrepreneurship, creativity and innovation, and encourage the formalization and growth of micro-, small- and medium-sized enterprises, including through access to financial services

#### STATE OF AFFAIRS

*Gender inequalities in the labour market are reflected, among other things, in the higher share of informal employment among women and in the gender pay gap in favour of men.*

Formal employment is a prerequisite for decent employment. This is why one of the sustainable development indicators is the proportion of informal employment. The data indicate that the proportion of informal employment in total employment is being reduced in Serbia, but that the gender gap remains because the proportion of informal employment is somewhat higher among women than among men (Graph 19).

Graph 19: **Proportion of informal employment in total employment, by sex, 2014-2020, % (SDG indicator 8.3.1)**

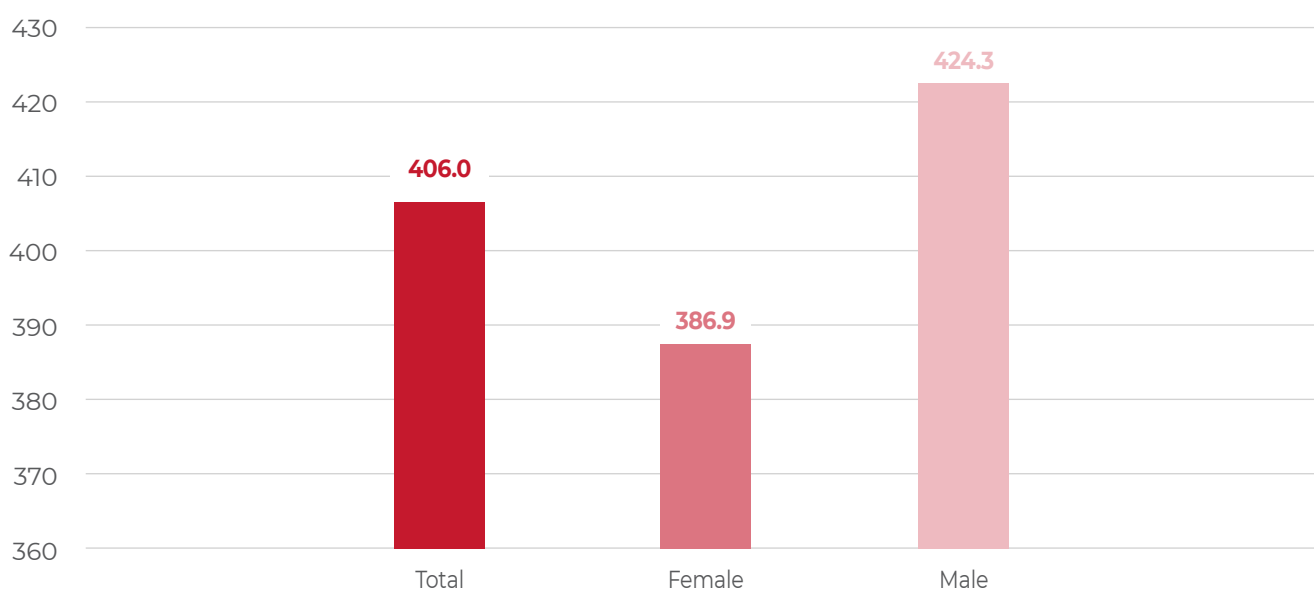


Source: Labour Force Survey, SORS

— Total    - - - Female    . . . . . Male

There is also a gender pay gap, indicated by the data which shows that hourly earnings of men are higher by RSD 37.4 (Graph 20).

Graph 20: **Average hourly earnings of men and women, 2018, RSD (SDG indicator 8.5.1)**



Source: SORS



PROMOTE PEACEFUL AND INCLUSIVE SOCIETIES FOR SUSTAINABLE DEVELOPMENT, PROVIDE ACCESS TO JUSTICE FOR ALL AND BUILD EFFECTIVE, ACCOUNTABLE AND INCLUSIVE INSTITUTIONS AT ALL LEVELS

<b>TARGET 16.1</b>	Significantly reduce all forms of violence and related death rates everywhere
<b>STATE OF AFFAIRS</b>	<i>One in eight women claims not to feel safe in their neighbourhood after dark.</i>

Safety of population in general, and of women in particular, is one of the important sustainable development goals. According to the results of MICS survey in 2019, every eighth woman in Serbia did not feel safe walking alone in her neighborhood when it gets dark. Proportion of women who felt safe was slightly higher in other settlements than in urban ones, among elderly women, women with higher education level and better financial status (Table 4).

Table 4: **Proportion of women that feel safe walking alone after dark around the area they live, 2019, % (SDG indicator 16.1.4)**

		Serbia
Total		87.5
Type of settlement	Urban	86.8
	Other	88.6
Age	15-19	82.5
	15-17	80.6
	18-19	84.7
	20-24	89.5
	25-29	85.4
	30-34	88.6
	35-39	88.9
	40-44	85.9
	45-49	89.5
Education	Primary or none	79.8
	Secondary	87.1
	Tertiary	89.5
Wealth index quintiles	Poorest	84.0
	Second	89.0
	Medium	86.1
	Fourth	90.2
	Richest	86.9

Source: MICS - SORS and UNICEF

**TARGET 16.2**

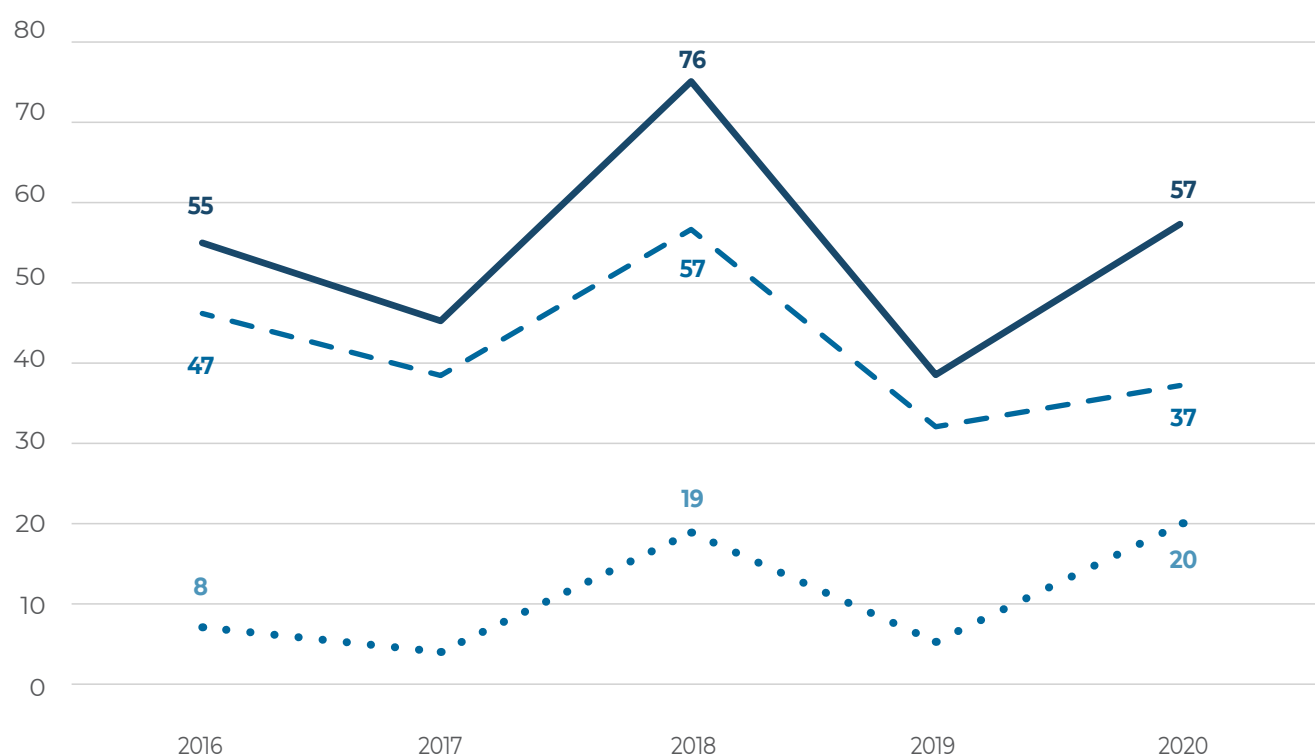
End abuse, exploitation, trafficking and all forms of violence against and torture of children

**STATE OF AFFAIRS**

*Women are human trafficking victims more often than men.*

Women are human trafficking victims more often than men. In 2020, 357 female human trafficking victims and 20 male human trafficking victims were identified (Graph 21).

Graph 21: **Number of victims of human trafficking, by sex, 2016-2020, % (SDG indicator 16.2.2)**



Source: Centre for Human Trafficking Victims Protection

— Total    - - - Female    ..... Male

**TARGET 16.3**

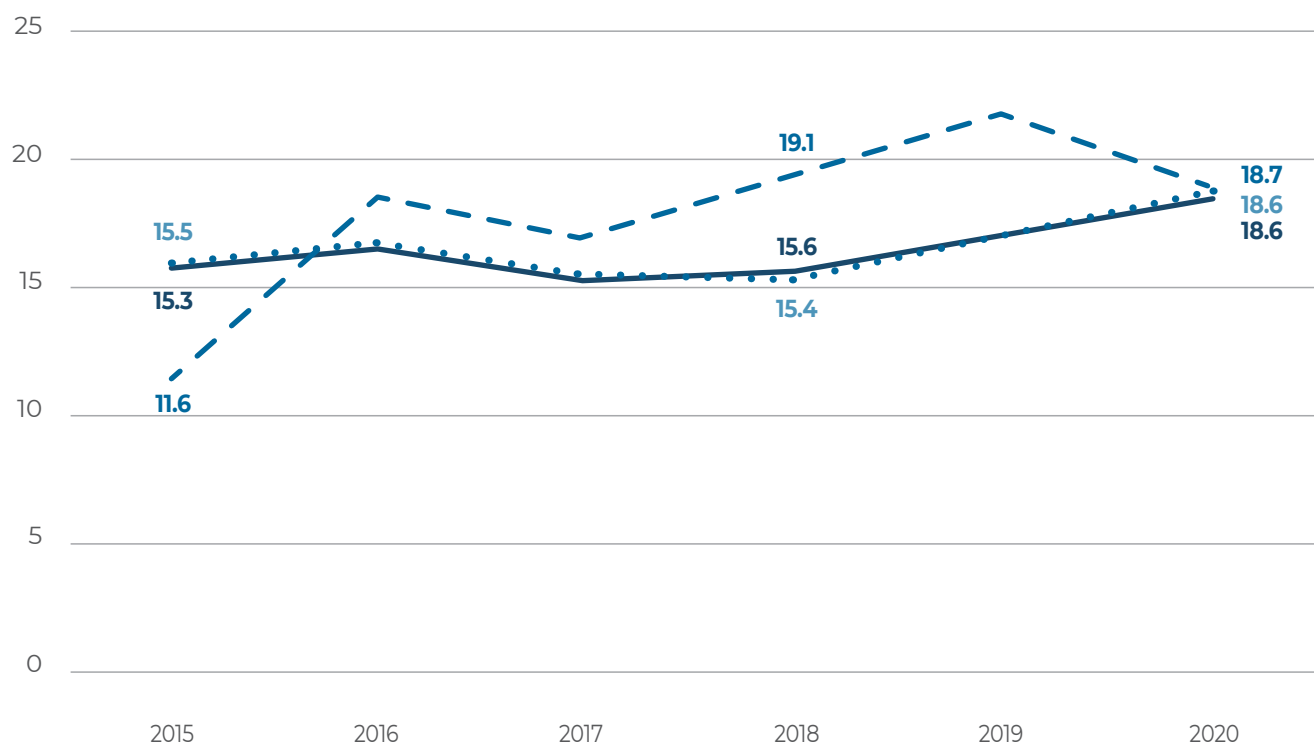
Promote the rule of law at the national and international levels and ensure equal access to justice for all

**STATE OF AFFAIRS**

*The gender gap has been bridged with regard to the proportion of unsentenced detainees in the overall prison population, although in the previous years, the proportion of this category was higher among female prisoners than among male prisoners.*

In the 2016-2019 period, the proportion of unsentenced persons was higher among female prison population than among male prison population. In 2020, the gender gap was bridged due to a decrease in the proportion of unsentenced persons among female prison population and an increase among male prison population (Graph 22).

Graph 22: **Unsented detainees as a proportion of female, male and overall prison population, 2015-2020, % (SDG indicator 16.3.2)**



Source: Ministry of Justice

— Total    - - - Female    . . . . . Male

<b>TARGET 16.b</b>	Promote and enforce non-discriminatory laws and policies for sustainable development
<b>STATE OF AFFAIRS</b>	Seven percent of women felt discriminated against or harassed in 2019.

2019 Multiple Indicator Cluster Survey recorded that 7% of women felt discriminated against or harassed within the 12-month period of time prior to the survey. Higher percentage of women from urban areas than women from rural areas reported having felt discriminated against or harassed, and the proportion of women reporting such experiences grows with age, education level and financial status, which may indicate higher ability to recognise discrimination (Table 5).



Table 5: **Proportion of women aged 15-49 years reporting having personally felt discriminated against or harassed in the previous 12 months, 2019, % (SDG indicators 10.3.1 and 16.b.1)**

		Serbia
Total		6.9
Type of settlement	Urban	8.1
	Other	4.8
Age	15-19	4.4
	20-24	4.4
	25-29	7.3
	30-34	6.6
	35-39	8.0
	40-44	9.5
	45-49	6.7
Education	Primary or none	7.6
	Secondary	5.0
	Tertiary	9.1
Wealth index quintiles	Poorest	7.1
	Second	6.0
	Medium	6.5
	Fourth	5.2
	Richest	9.4

Source: MICS - SORS and UNICEF



## STRENGTHEN THE MEANS OF IMPLEMENTATION AND REVITALIZE THE GLOBAL PARTNERSHIP FOR SUSTAINABLE DEVELOPMENT

### TARGET 17.8

Fully operationalize the technology bank and science, technology and innovation capacity-building mechanism for least developed countries by 2017 and enhance the use of enabling technology, in particular information and communications technology

### STATE OF AFFAIRS

*Proportion of individuals using the Internet has significantly increased over the past decade, but the gender gap in favour of men has constantly been present.*

The proportion of individuals using the Internet has doubled over the past decade. However, the entire period has been marked by the gender gap due to the somewhat lower proportion of women than men using the Internet (Graph 23).

Graph 23: **Proportion of individuals using the Internet, by sex, 2010-2021, % (SDG indicator 17.8.1)**

