

Republic of Serbia

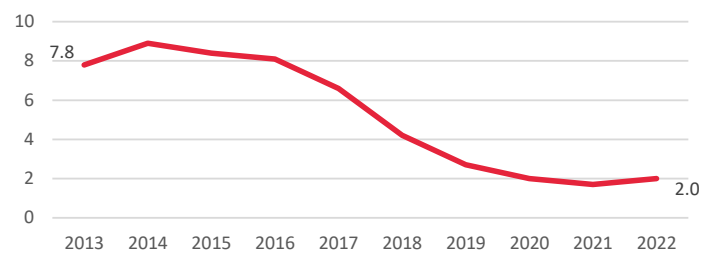
Sustainable Development Goals (SDG)



Goal 1. End poverty in all its forms everywhere

1.1 By 2030, eradicate extreme poverty for all people everywhere, currently measured as people living on less than \$1.25 a day

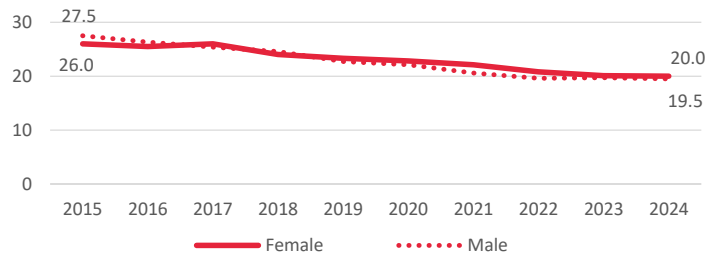
1.1.1 Proportion of the population living below the international poverty line, 2013-2022 (%)



Source: World Bank

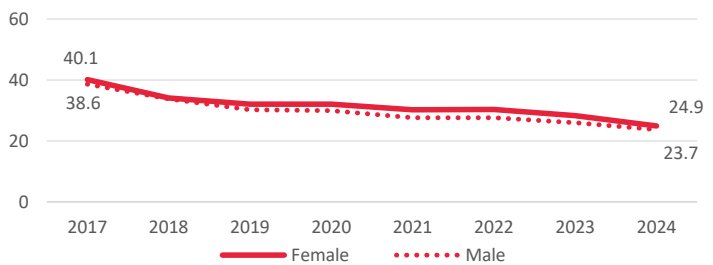
1.2 By 2030, reduce at least by half the proportion of men, women and children of all ages living in poverty in all its dimensions according to national definitions

1.2.1 At-risk-of-poverty rate, by sex, 2015-2024 (%)



Source: SILC, SORS

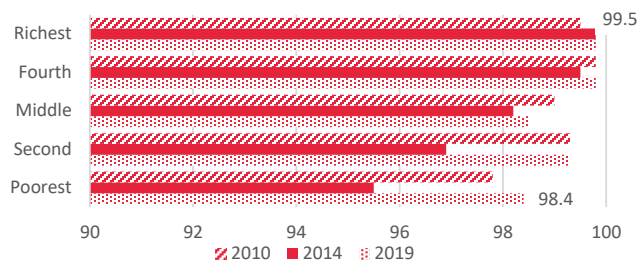
1.2.2 People at-risk-of-poverty or social exclusion, by sex (EU 2030 strategy), 2017-2024 (%)



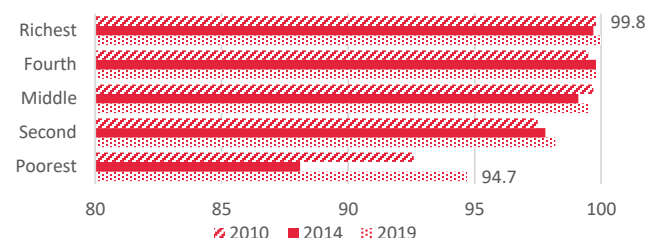
Source: SILC, SORS

1.4 By 2030, ensure that all men and women, in particular the poor and the vulnerable, have equal rights to economic resources, as well as access to basic services, ownership and control over land and other forms of property, inheritance, natural resources, appropriate new technology and financial services, including microfinance

1.4.1 Proportion of population with access to basic drinking water services, by wealth index quintile, 2010, 2014 and 2019 (%)



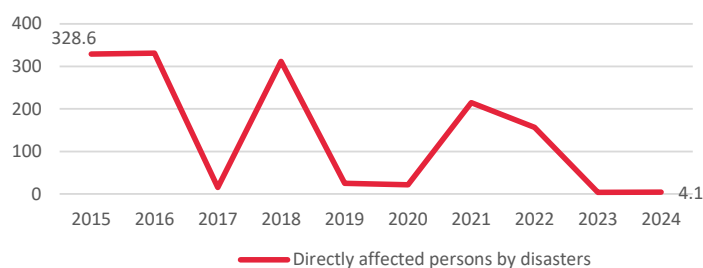
1.4.1 Proportion of population with access to basic sanitation services, by wealth index quintile, 2010, 2014 and 2019 (%)



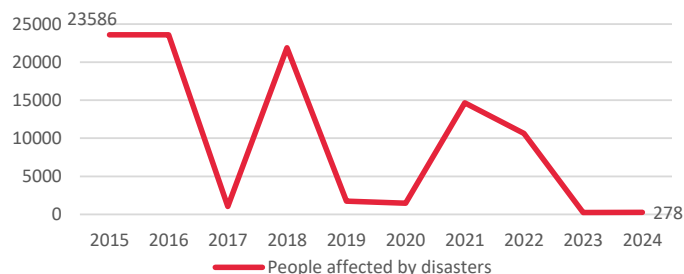
Source: MICS - SORS and UNICEF

1.5 By 2030, build the resilience of the poor and those in vulnerable situations and reduce their exposure and vulnerability to climate-related extreme events and other economic, social and environmental shocks and disasters

1.5.1 Deaths, missing persons and directly affected persons attributed to disasters per 100,000 population, 2015-2024

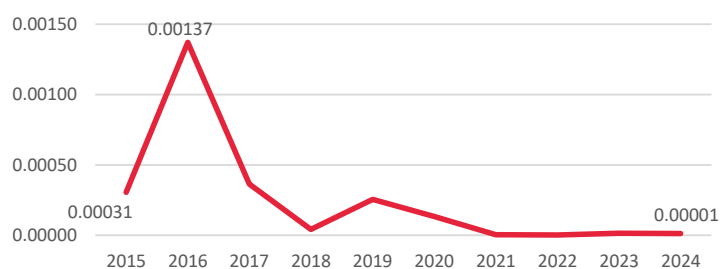


1.5.1 Deaths, missing persons and directly affected persons attributed to disasters, 2015-2024



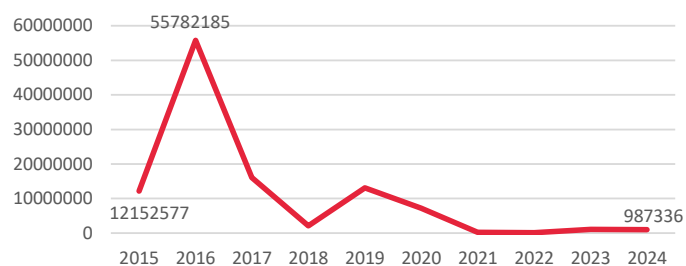
Source: UNDRR

1.5.2 Direct economic loss attributed to disasters in relation to global gross domestic product (GDP), 2015-2024 (%)



1.5.2 Direct economic loss attributed to disasters, 2015-2024 (USD)

Source: UNDRR



1.5.3 Assessment of the adoption and implementation of the national disaster risk reduction strategy in line with the Sendai Framework for Disaster Risk Reduction 2015-2030, 2011-2022

Source: UNDRR

Year	Score of adoption and implementation
2011	0.15
2014	0.5
2017	0.675
2018	0.025
2022	0.325

1.5.4 Proportion of local governments that adopt and implement local disaster risk reduction strategies in line with national disaster risk reduction strategies, 2010-2023 (%)

Year	%
2010	0.575
2011	0
2018	4.598
2022	71.264
2023	75.862

1.5.4 Number of local governments that adopt and implement local disaster risk reduction strategies in line with national disaster risk reduction strategies, 2010-2023

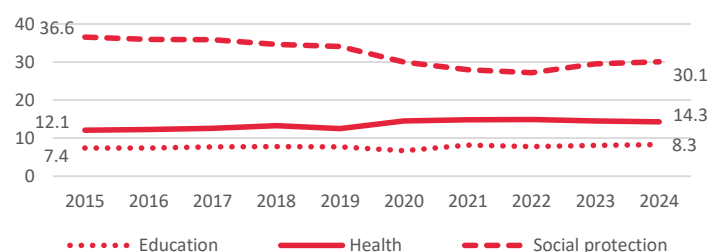
Source: UNDRR

Year	Total, local government	Total, local government that adopt and implement local strategies
2010	174	1
2011	174	0
2018	174	8
2022	174	124
2023	174	132

1.a Ensure significant mobilization of resources from a variety of sources, including through enhanced development cooperation, in order to provide adequate and predictable means for developing countries, in particular least developed countries, to implement programmes and policies to end poverty in all its dimensions

1.a.2 Proportion of total government spending on essential services (education, health and social protection), 2015-2024 (%)

Source: Ministry of Finance

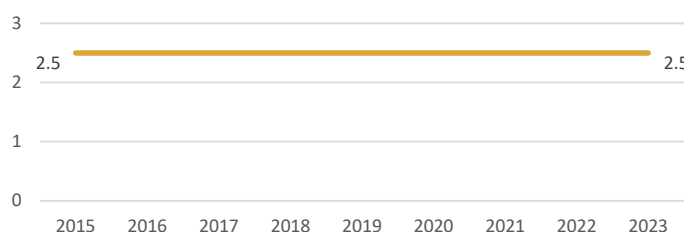




Goal 2. End hunger, achieve food security and improved nutrition and promote sustainable agriculture

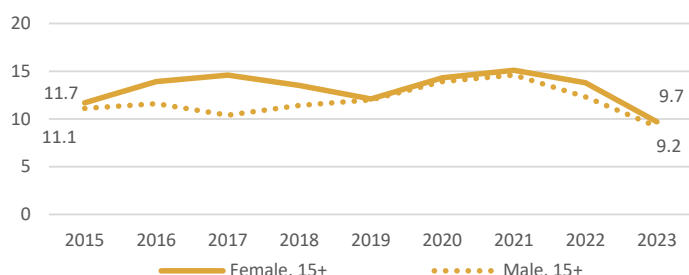
2.1 By 2030, end hunger and ensure access by all people, in particular the poor and people in vulnerable situations, including infants, to safe, nutritious and sufficient food all year round

2.1.1 Prevalence of undernourishment, 2015-2023 (%)

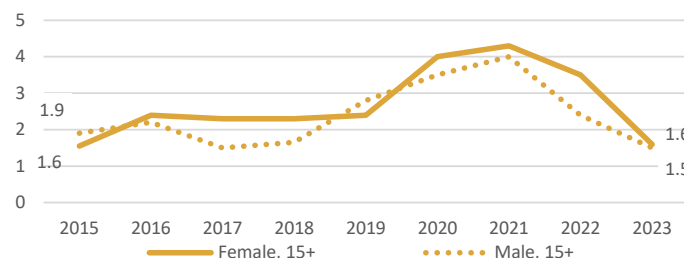


Source: FAO

2.1.2 Prevalence of moderate or severe food insecurity in the adult population, by sex, 2015-2023 (%)



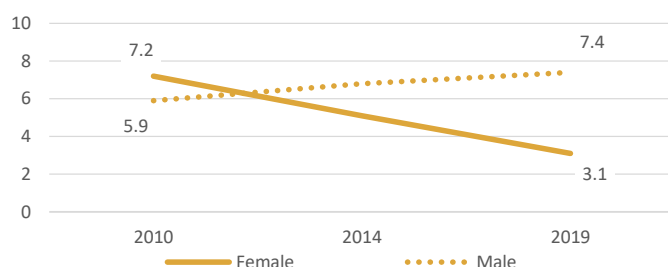
2.1.2 Prevalence of severe food insecurity in the adult population, by sex, 2015-2023 (%)



Source: FAO

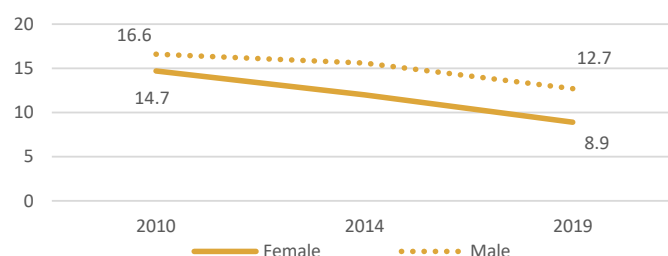
2.2 By 2030, end all forms of malnutrition, including achieving, by 2025, the internationally agreed targets on stunting and wasting in children under 5 years of age, and address the nutritional needs of adolescent girls, pregnant and lactating women and older persons

2.2.1 Prevalence of stunting among children under 5 years of age, by sex, 2010-2019 (%)



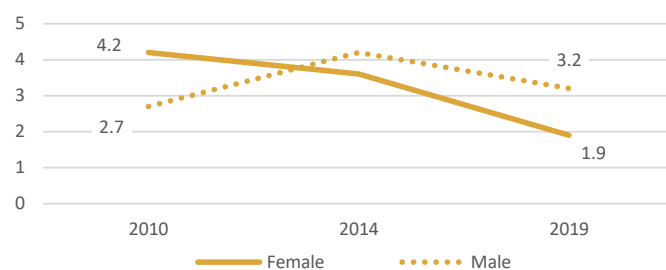
Source: MICS - SORS and UNICEF

2.2.2 Prevalence of malnutrition among children under 5 years of age, by type (overweight), by sex, 2010-2019 (%)



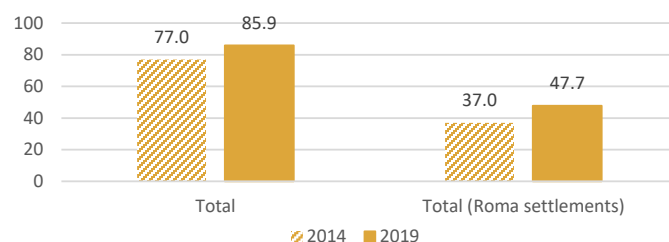
2.2.2 Prevalence of malnutrition among children under 5 years of age, by type (wasting), by sex, 2010-2019 (%)

Source: MICS - SORS and UNICEF



2.2.4 Prevalence of minimum dietary diversity among children aged 6-23 months, 2014 and 2019 (%)

Source: MICS - SORS and UNICEF

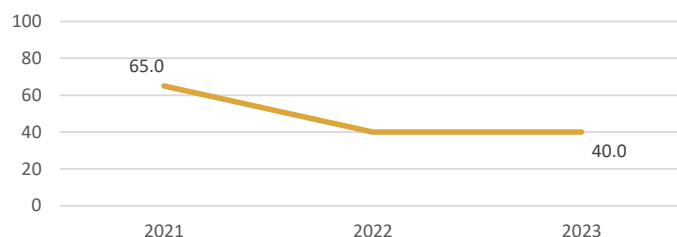


2.4 By 2030, ensure sustainable food production systems and implement resilient agricultural practices that increase productivity and production, that help maintain ecosystems, that strengthen capacity for adaptation to climate change, extreme weather, drought, flooding and other disasters and that progressively improve land and soil quality

2.4.1 Proportion of agricultural area under productive and sustainable agriculture

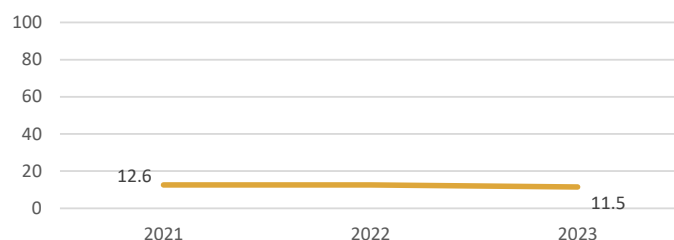
2.4.1 Proportion of agricultural land area that has achieved an acceptable or desirable level of farm output value per hectare, 2021-2023 (%)

Source: Agriculture and Forestry Statistics, SORS



2.4.1 Proportion of agricultural land area that has achieved an acceptable or desirable level of variation in water availability, 2021-2023 (%)

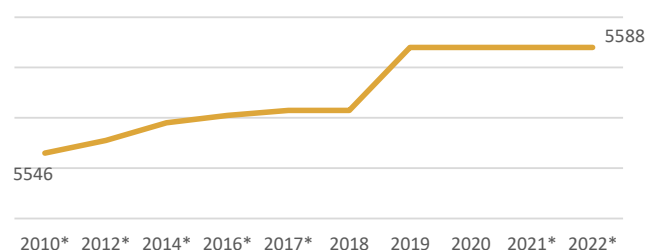
Source: FAO



2.5 By 2020, maintain the genetic diversity of seeds, cultivated plants and farmed and domesticated animals and their related wild species, including through soundly managed and diversified seed and plant banks at the national, regional and international levels, and promote access to and fair and equitable sharing of benefits arising from the utilization of genetic resources and associated traditional knowledge, as internationally agreed

2.5.1a Number of plant genetic resources for food and agriculture secured in either medium or long-term conservation facilities, 2010-2022

* Estimated value

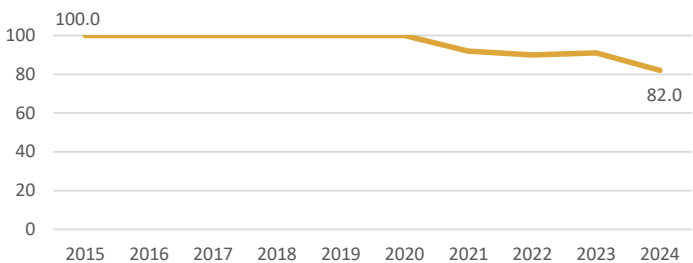


2.5.1b Number of animal genetic resources for food and agriculture secured in either medium or long-term conservation facilities, 2020-2023

Year	Number	Year	Number
2020	0	2021	0
2022	0	2023	0

Source: FAO

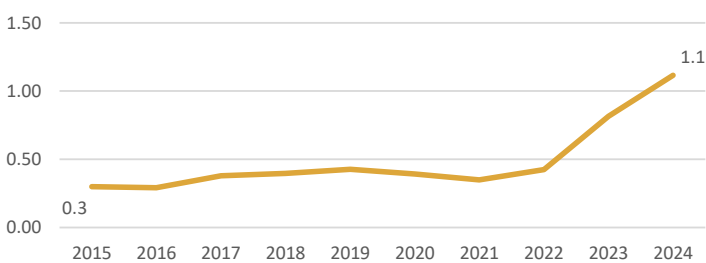
2.5.2 Proportion of local breeds classified as being at risk of extinction, 2015-2024 (%)



Source: FAO

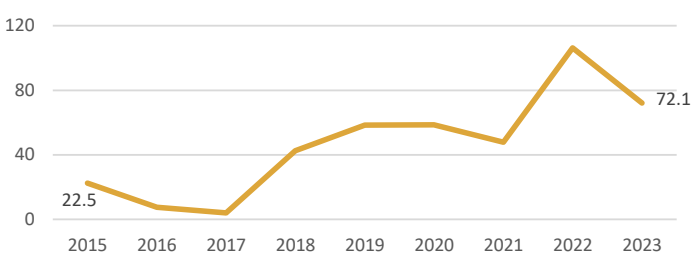
2.a Increase investment, including through enhanced international cooperation, in rural infrastructure, agricultural research and extension services, technology development and plant and livestock gene banks in order to enhance agricultural productive capacity in developing countries, in particular least developed countries

2.a.1 The agriculture orientation index for government expenditures, 2015-2024



Source: Ministry of Finance and SORS

2.a.2 Total official flows (official development assistance plus other official flows) to the agriculture sector, 2015-2023 (USD mill. at constant prices 2023)



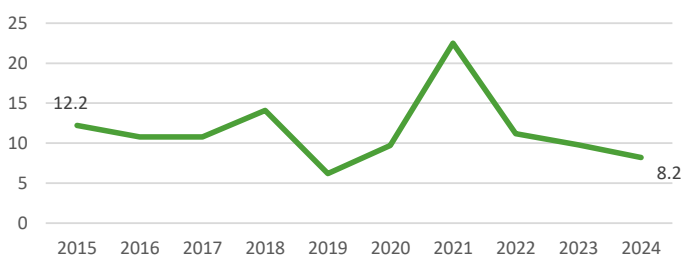
Source: OECD



Goal 3. Ensure healthy lives and promote well-being for all at all ages

3.1 By 2030, reduce the global maternal mortality ratio to less than 70 per 100,000 live births

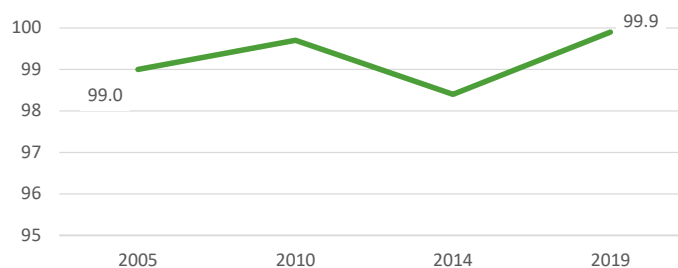
3.1.1 Maternal mortality ratio, 2015-2024 (Deaths per 100,000 live births)



Source: Vital Statistics, SORS

3.1.2 Births attended by skilled health personnel, 2005-2019 (%)

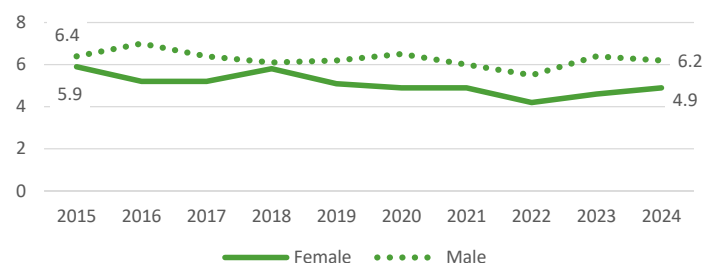
Source: MICS - SORS and UNICEF



3.2 By 2030, end preventable deaths of newborns and children under 5 years of age, with all countries aiming to reduce neonatal mortality to at least as low as 12 per 1,000 live births and under-5 mortality to at least as low as 25 per 1,000 live births

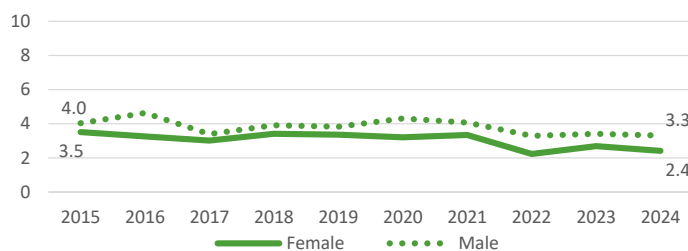
3.2.1 Under-five mortality rate, by sex, 2015-2024 (Deaths per 1000 live births)

Source: Vital Statistics, SORS



3.2.2 Neonatal mortality rate, by sex, 2015-2024 (Deaths per 1000 live births)

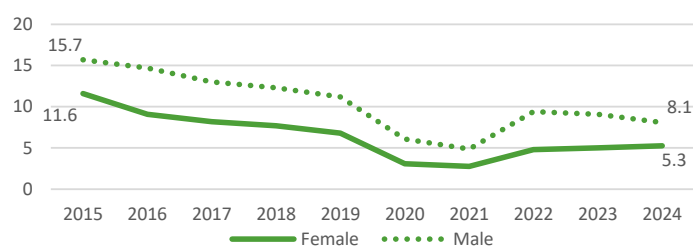
Source: Vital Statistics, SORS



3.3 By 2030, end the epidemics of AIDS, tuberculosis, malaria and neglected tropical diseases and combat hepatitis, water-borne diseases and other communicable diseases

3.3.2 Tuberculosis incidence per 100,000 population, by sex, 2015-2024

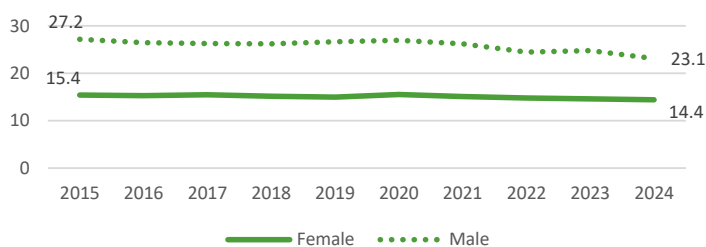
Source: Institute of Public Health of Serbia, Vital Statistics and Population estimates, SORS



3.4 By 2030, reduce by one third premature mortality from non-communicable diseases through prevention and treatment and promote mental health and well-being

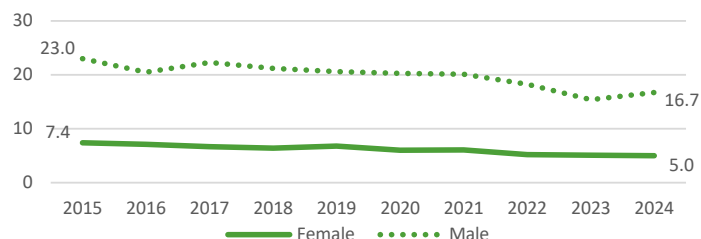
3.4.1 Mortality rate attributed to cardiovascular disease, cancer, diabetes or chronic respiratory disease, by sex, 2015-2024 (%)

Source: Vital Statistics, SORS



3.4.2 Suicide mortality rate, by sex, 2015-2024 (Per 100,000 population)

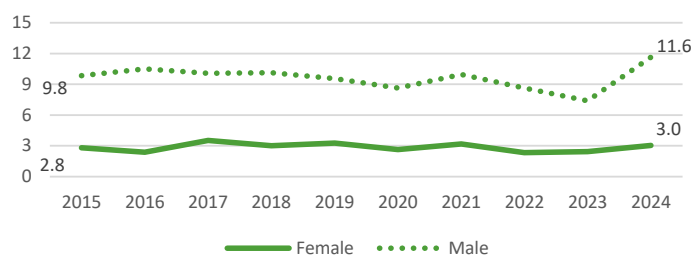
Source: Vital Statistics and Population estimates, SORS



3.6 By 2020, halve the number of global deaths and injuries from road traffic accidents

3.6.1 Death rate due to road traffic injuries, by sex, 2015-2024 (Per 100,000 population)

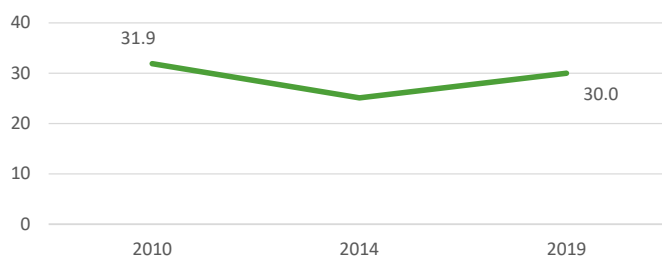
Source: Vital Statistics and Population estimates, SORS



3.7 By 2030, ensure universal access to sexual and reproductive health-care services, including for family planning, information and education, and the integration of reproductive health into national strategies and programmes

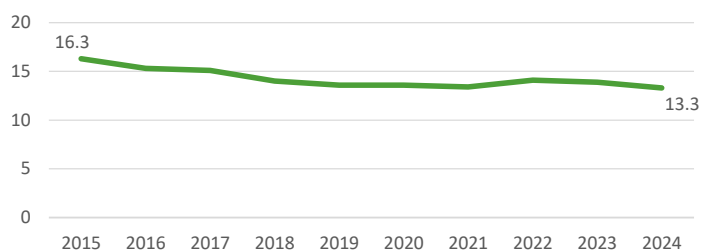
3.7.1 Contraceptive prevalence rate - modern methods, 2010-2019 (%)

Source: MICS - SORS and UNICEF



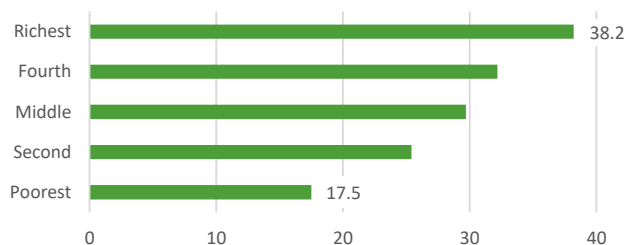
3.7.2 Adolescent birth rate (aged 15-19 years) per 1,000 women in that age group, 2015-2024

Source: Vital Statistics and Population estimates, SORS

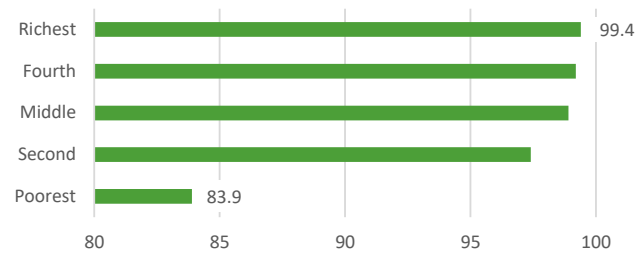


3.8 Achieve universal health coverage, including financial risk protection, access to quality essential health-care services and access to safe, effective, quality and affordable essential medicines and vaccines for all

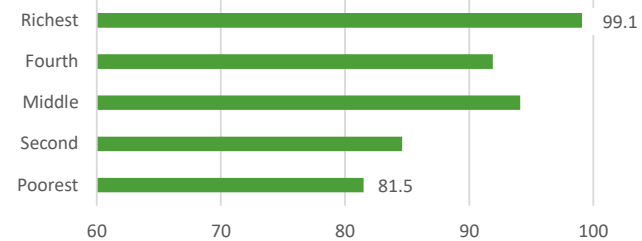
3.8.1 Contraceptive prevalence rate - modern methods, by wealth index quintiles, 2019 (%)



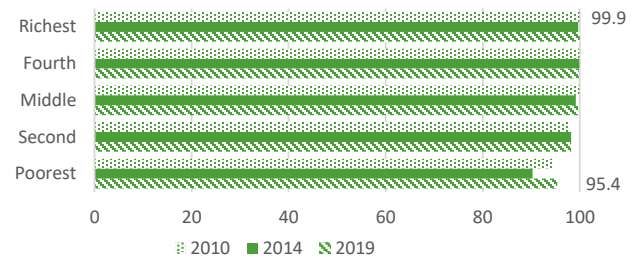
3.8.1 Coverage of essential health services: Antenatal care coverage for at least four visits, by wealth index quintile, 2019 (%)



3.8.1 Diphtheria, tetanus and pertussis (DTP) immunization coverage, by wealth index quintile, 2019 (%)

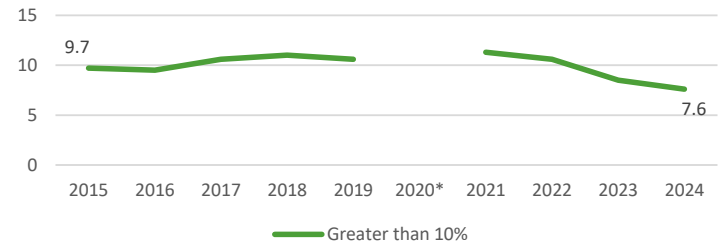


3.8.1 Coverage of the use of improved sanitation facilities, by wealth index quintile, 2010, 2014 and 2019 (%)

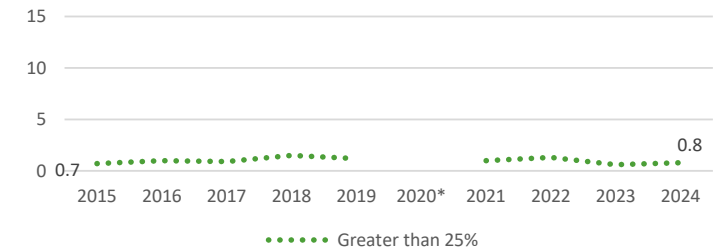


Source: MICS - SORS and UNICEF

3.8.2 Proportion of population with large household expenditures on health greater than 10% of total household expenditure, 2015-2024 (%)



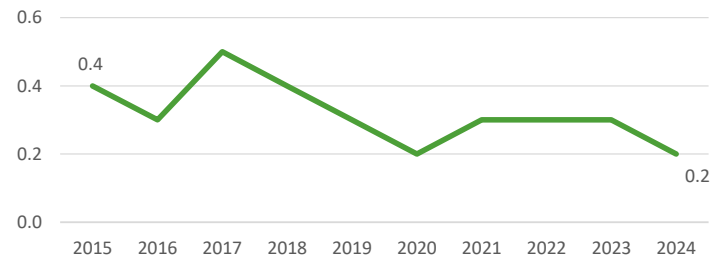
3.8.2 Proportion of population with large household expenditures on health greater than 25% of total household expenditure, 2015-2024 (%)



Source: Household Budget Survey, SORS
 * Data not available

3.9 By 2030, substantially reduce the number of deaths and illnesses from hazardous chemicals and air, water and soil pollution and contamination

3.9.3 Mortality rate attributed to unintentional poisoning, 2015-2024 (Per 100,000 population)

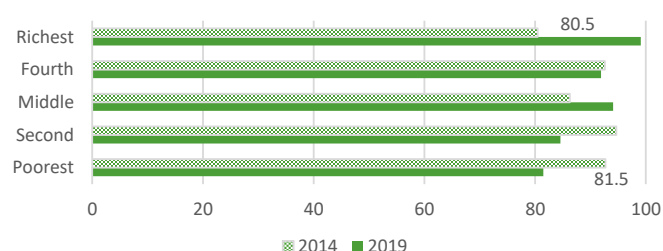


Source: Vital Statistics and Population estimates, SORS

3.b Support the research and development of vaccines and medicines for the communicable and non-communicable diseases that primarily affect developing countries, provide access to affordable essential medicines and vaccines, in accordance with the Doha Declaration on the TRIPS Agreement and Public Health, which affirms the right of developing countries to use to the full the provisions in the Agreement on Trade-Related Aspects of Intellectual Property Rights regarding flexibilities to protect public health, and, in particular, provide access to medicines for all

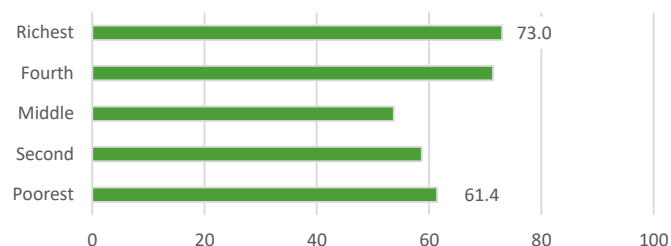
3.b.1 Diphtheria, tetanus and pertussis (DTP) immunization coverage, by wealth index quintile*, 2014 and 2019 (%)

* children aged 12-23 months



3.b.1 Pneumococcal (Conjugate) immunization coverage, by wealth index quintile*, 2019 (%)

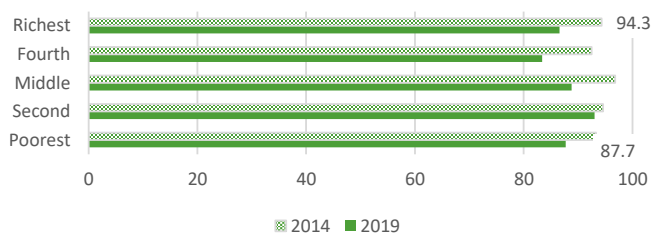
* children aged 12-23 months



3.b.1 Measles immunization coverage, by wealth index quintile*, 2014 and 2019 (%)

Source: MICS - SORS and UNICEF

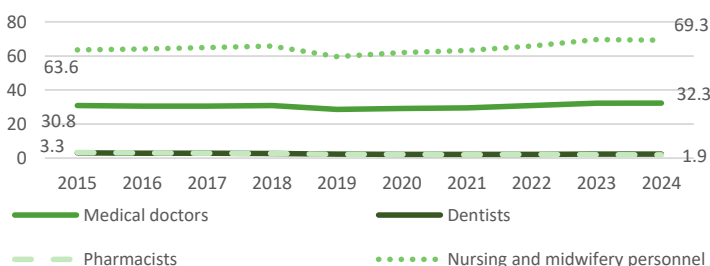
* children aged 24-35 months



3.c Substantially increase health financing and the recruitment, development, training and retention of the health workforce in developing countries, especially in least developed countries and small island developing States

3.c.1 Health worker density and distributions, 2015-2024 (Per 10,000 inhabitants)

Source: Institute of Public Health of Serbia, Vital Statistics and Population estimates, SORS

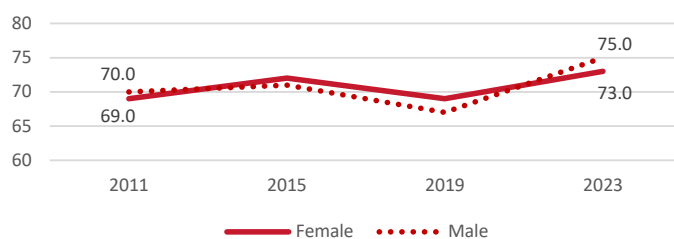




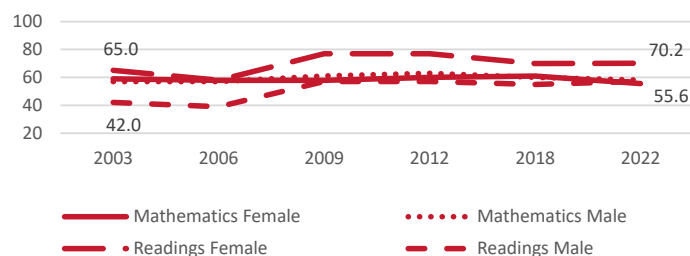
Goal 4. Ensure inclusive and equitable quality education and promote lifelong learning opportunities for all

4.1 By 2030, ensure that all girls and boys complete free, equitable and quality primary and secondary education leading to relevant and effective learning outcomes

4.1.1b Proportion of children and young people at the end of primary education (grades 1-4) achieving at least a minimum proficiency level in mathematics, by sex, 2011-2023 (%)

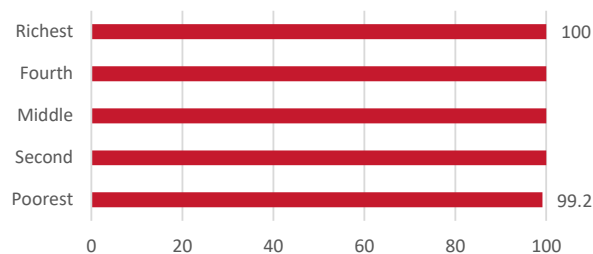


4.1.1c Proportion of children and young people at the end of primary school (8th grade) achieving at least a minimum proficiency level in reading and mathematics, by sex, 2003-2022 (%)

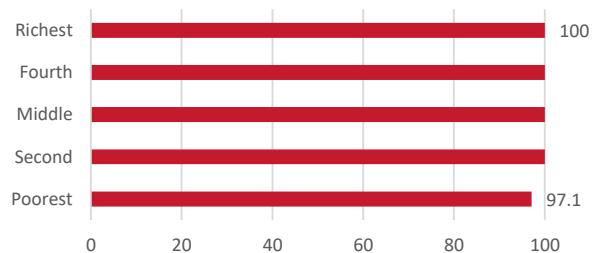


Source: UN database

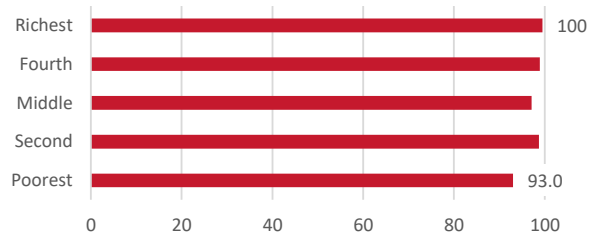
4.1.2 Completion rate (primary education), by wealth quintiles, 2019 (%)



4.1.2 Completion rate (lower secondary education), by wealth quintiles, 2019 (%)



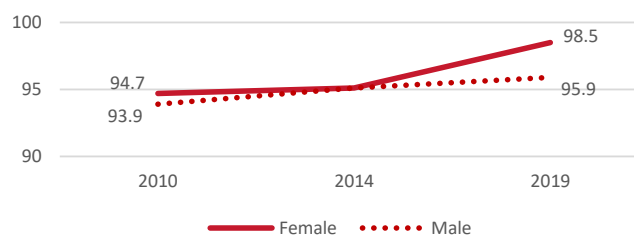
4.1.2 Completion rate (upper secondary education), by wealth quintiles, 2019 (%)



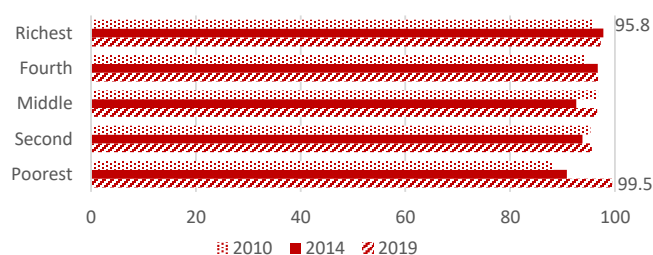
Source: MICS - SORS and UNICEF

4.2 By 2030, ensure that all girls and boys have access to quality early childhood development, care and pre-primary education so that they are ready for primary education

4.2.1 Proportion of children aged 24–59 months who are developmentally on track in health, learning and psychosocial well-being*, by sex, 2010, 2014 and 2019 (%)



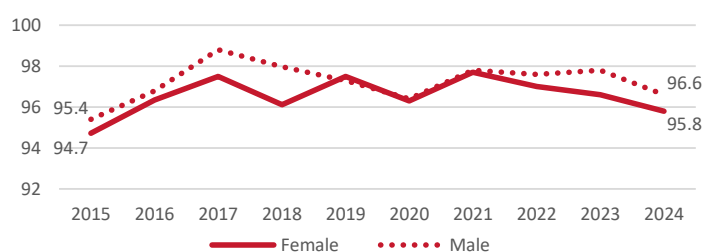
4.2.1 Proportion of children aged 24–59 months who are developmentally on track in health, learning and psychosocial well-being*, by wealth index quintiles, 2010, 2014 and 2019 (%)



Source: MICS - SORS and UNICEF

*Early child development index

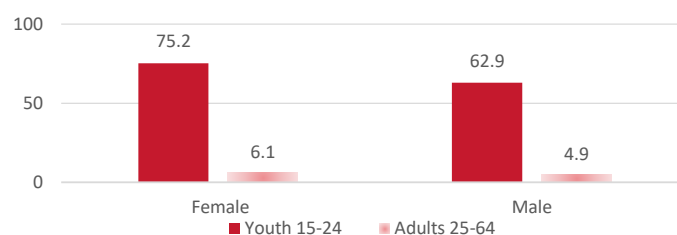
4.2.2 Coverage of children by preparatory preschool programme, by sex, 2015-2024 (%)



Source: Statistics of education, SORS

4.3 By 2030, ensure equal access for all women and men to affordable and quality technical, vocational and tertiary education, including university

4.3.1 Participation rate of youth and adults in formal and non-formal education and training*, by sex, 2024 (%)



Source: Labour Force Survey, SORS

* 4 weeks prior to the survey

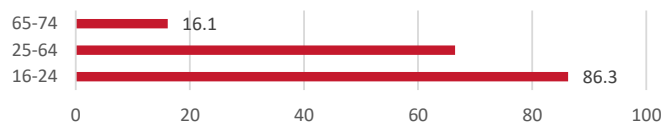
4.4 By 2030, substantially increase the number of youth and adults who have relevant skills, including technical and vocational skills, for employment, decent jobs and entrepreneurship

4.4.1 Proportion of youth and adults with information and communications technology (ICT) skills, by type of skill, 2023 (%)

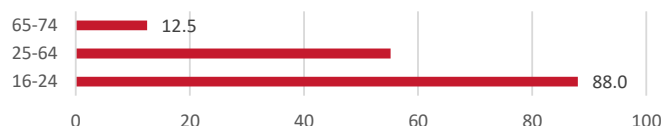
Individuals who have written code in a programming language



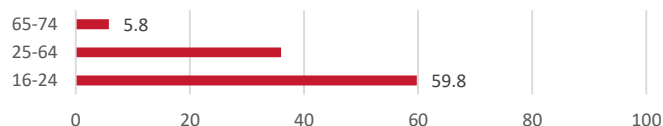
Individuals who have copied or moved files between folders, devices or on the cloud



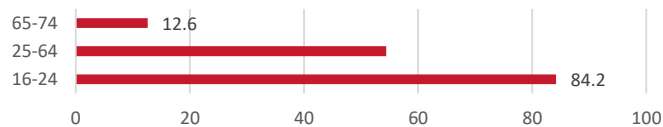
Individuals who downloaded or installed software or apps



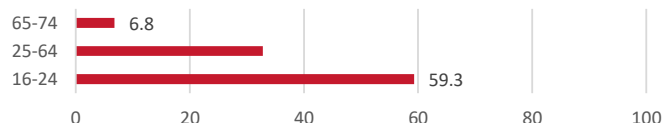
Individuals who changed the settings of software, app or device



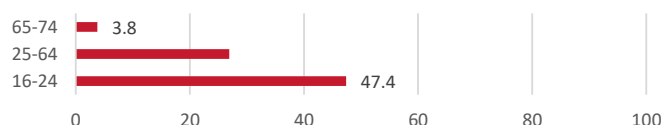
Individuals who used word processing software



Individuals who have created files integrating elements such as text, pictures, tables, charts, animations or sound



Individuals who used spreadsheet software



Individuals who used advanced features of spreadsheet software to organise, analyse, structure or modify data



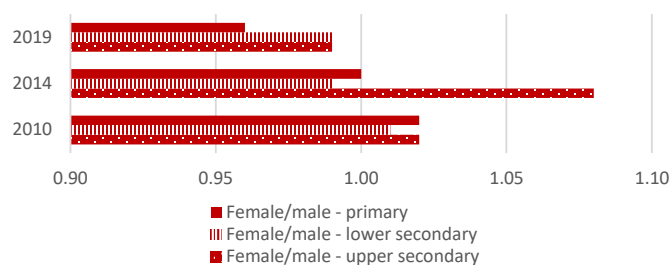
Individuals who edited photos, video or audio files



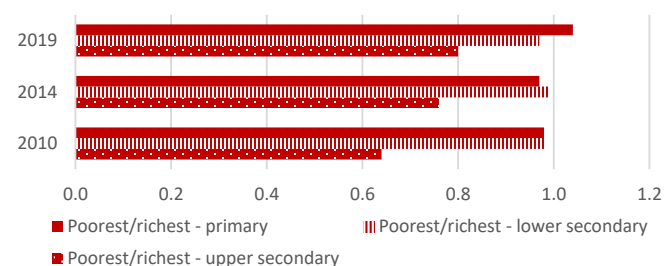
Source: Eurostat

4.5 By 2030, eliminate gender disparities in education and ensure equal access to all levels of education and vocational training for the vulnerable, including persons with disabilities, indigenous peoples and children in vulnerable situations

4.5.1 Parity indices in different levels of education*, by sex, 2010-2019



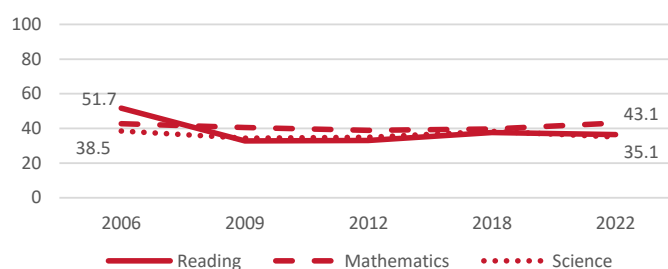
4.5.1 Parity indices in different levels of education*, by wealth quintiles, 2010-2019



Source: MICS - SORS and UNICEF
*ISCED 2011

4.6 By 2030, ensure that all youth and a substantial proportion of adults, both men and women, achieve literacy and numeracy

4.6.1 Proportion of students aged 15 years not achieving the minimum fixed level on the PISA scale for three elementary school subjects, 2006-2022 (%)



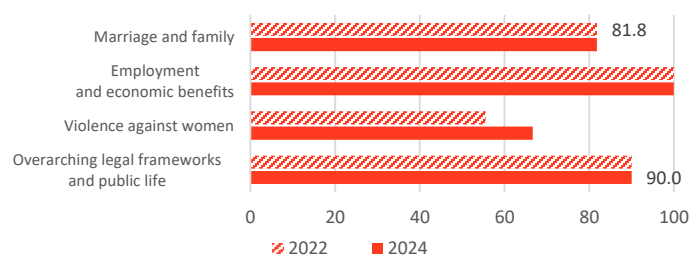
Source: OECD



Goal 5. Achieve gender equality and empower all women and girls

5.1 End all forms of discrimination against all women and girls everywhere

5.1.1 Legal frameworks that promote, enforce and monitor gender equality (percentage of achievement, 0 - 100), 2022-2024

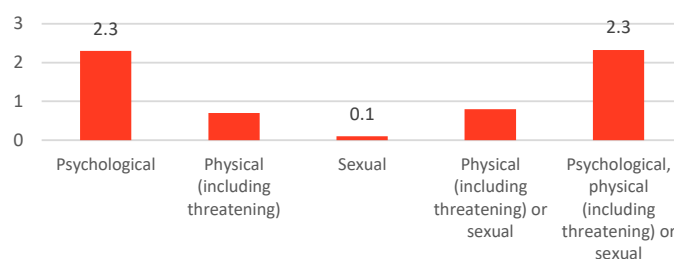


Source: UN Women

5.2 Eliminate all forms of violence against all women and girls in the public and private spheres, including trafficking and sexual and other types of exploitation

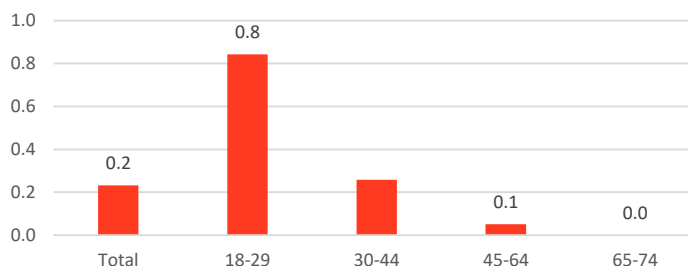
5.2.1 Proportion of ever-partnered women and girls aged 18-74 years subjected to physical, sexual or psychological violence by a current or former intimate partner in the previous 12 months, by form of violence, 2021 (%)

Source: Survey on women's safety and quality of life (EU-GBV), SORS



5.2.2 Proportion of women and girls aged 18-74 years subjected to sexual violence by persons other than an intimate partner in the previous 12 months, by age, 2021 (%)

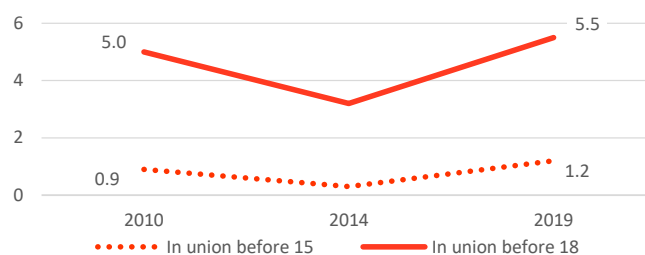
Source: Survey on women's safety and quality of life (EU-GBV), SORS



5.3 Eliminate all harmful practices, such as child, early and forced marriage and female genital mutilation

5.3.1 Proportion of women aged 20-24 years who were married or in a union before age 15 and before age 18, 2010-2019 (%)

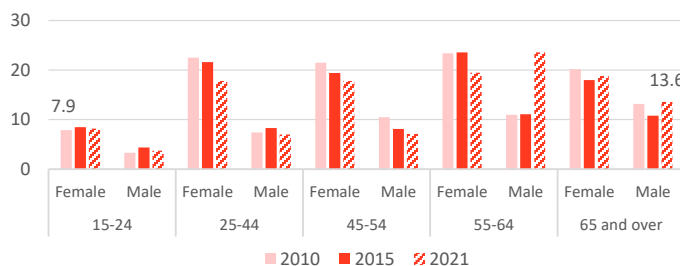
Source: MICS - SORS and UNICEF



5.4 Recognize and value unpaid care and domestic work through the provision of public services, infrastructure and social protection policies and the promotion of shared responsibility within the household and the family as nationally appropriate

5.4.1 Proportion of time spent on unpaid domestic and care work, by sex and age, 2010-2021 (%)

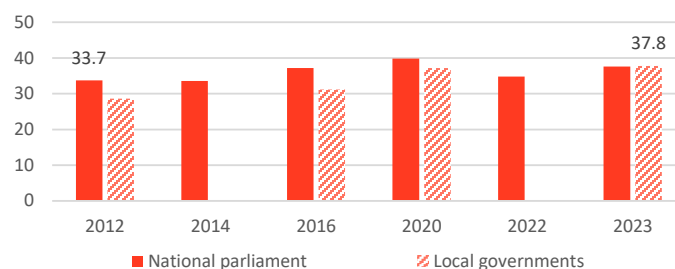
Source: TUS, SORS



5.5 Ensure women's full and effective participation and equal opportunities for leadership at all levels of decision-making in political, economic and public life

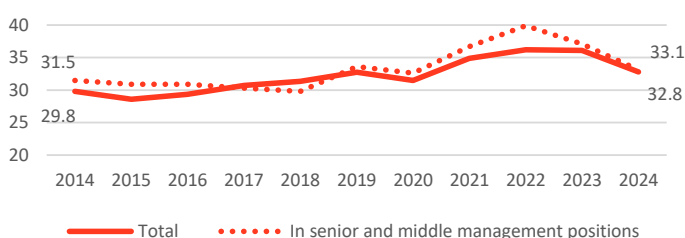
5.5.1 Proportion of seats held by women in national parliament, 2012-2023 (%)

Source: The National Assembly of the Republic of Serbia and Statistics of elections, SORS



5.5.2 Proportion of women in managerial positions, 2014-2024 (%)

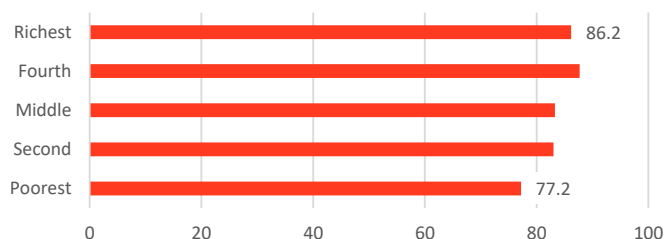
Source: Labour Force Survey, SORS



5.6 Ensure universal access to sexual and reproductive health and reproductive rights as agreed in accordance with the Programme of Action of the International Conference on Population and Development and the Beijing Platform for Action and the outcome documents of their review conferences

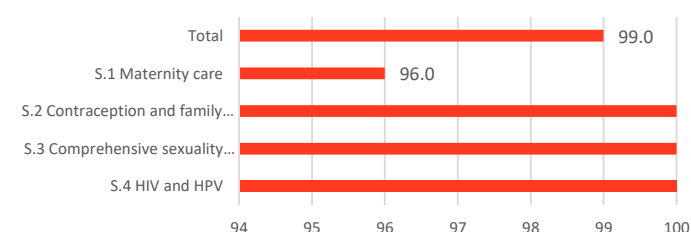
5.6.1 Proportion of women aged 15-49 years who make their own informed decisions regarding sexual relations, contraceptive use and reproductive health care, by wealth index quintiles, 2019 (%)

Source: MICS - SORS and UNICEF



5.6.2 Extent to which country has laws and regulations that guarantee full and equal access to women and men aged 15 years and older to sexual and reproductive health care, information and education, 2022 (%)

Source: UN Database



5.a Undertake reforms to give women equal rights to economic resources, as well as access to ownership and control over land and other forms of property, financial services, inheritance and natural resources, in accordance with national laws

5.a.2 Degree to which the legal framework (including customary law) guarantees women's equal rights to land ownership and/or control*, 2019-2023

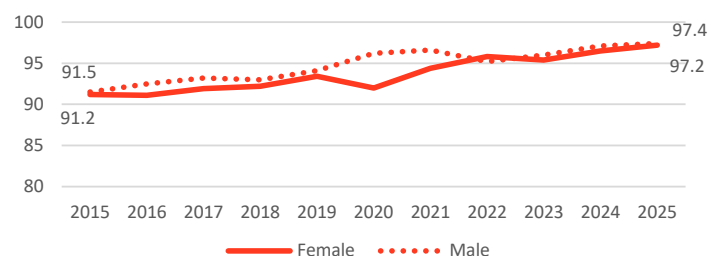
Source: Republic Geodetic Authority

* 1 = No evidence to 6 = Highest levels of guarantees

Year	Level of guarantees
2019	5
2021-2023	No data

5.b Enhance the use of enabling technology, in particular information and communications technology, to promote the empowerment of women

5.b.1 Proportion of individuals who own a mobile telephone, by sex, 2015-2025 (%)



Source: Statistics on Informational and Communicational technologies, SORS

5.c Adopt and strengthen sound policies and enforceable legislation for the promotion of gender equality and the empowerment of all women and girls at all levels

5.c.1 Assessment of the existence of systems to track and make public allocations for gender equality and women's empowerment, 2021

Year	Score
2021	2

Source: UN Women, OECD and UNDP

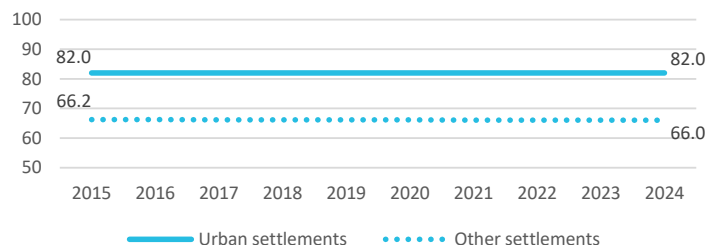
* 0 = Does not meet requirement, 1 = Approaches requirement, 2 = Fully meets requirement



Goal 6. Ensure availability and sustainable management of water and sanitation for all

6.1 By 2030, achieve universal and equitable access to safe and affordable drinking water for all

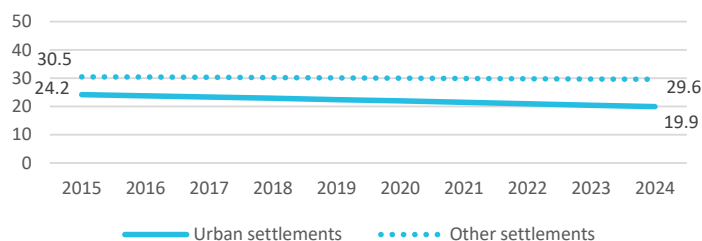
6.1.1 Proportion of population using safely managed drinking water services, by type of settlements, 2015-2024 (%)



Source: The WHO/UNICEF JMP for Water Supply, Sanitation and Hygiene, Institute of Public Health of Serbia and SORS

6.2 By 2030, achieve access to adequate and equitable sanitation and hygiene for all and end open defecation, paying special attention to the needs of women and girls and those in vulnerable situations

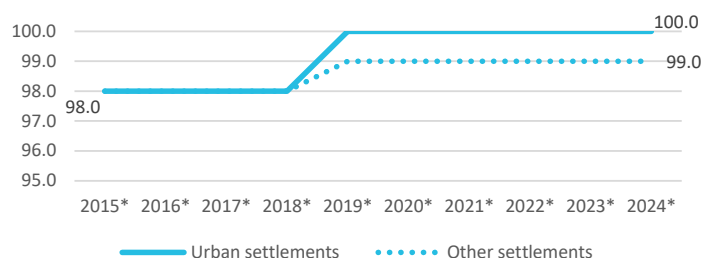
6.2.1a Proportion of population using safely managed sanitation services, by type of settlements, 2015-2024 (%)



Source: The WHO/UNICEF JMP for Water Supply, Sanitation and Hygiene, Institute of Public Health of Serbia and SORS

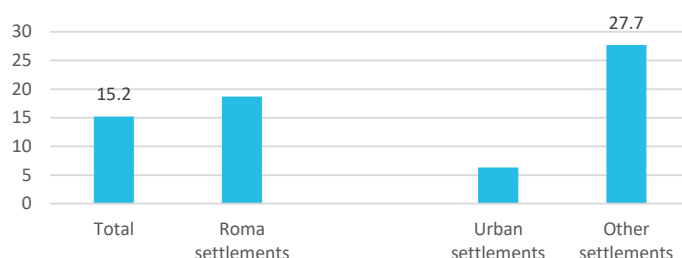
6.2.1b Proportion of population with hand washing facility with soap and water available at home, by type of settlements, 2015-2024* (%)

Source: The WHO/UNICEF JMP for Water Supply, Sanitation and Hygiene, Institute of Public Health of Serbia and SORS
* Estimated data for 2015-2024



6.2.1 Removal of excreta for treatment off-site, by type of settlements, 2019 (%)

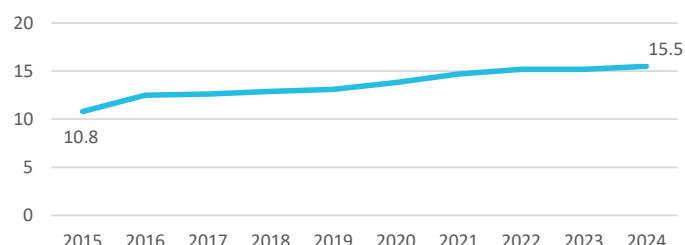
Source: MICS - SORS and UNICEF



6.3 By 2030, improve water quality by reducing pollution, eliminating dumping and minimizing release of hazardous chemicals and materials, halving the proportion of untreated wastewater and substantially increasing recycling and safe reuse globally

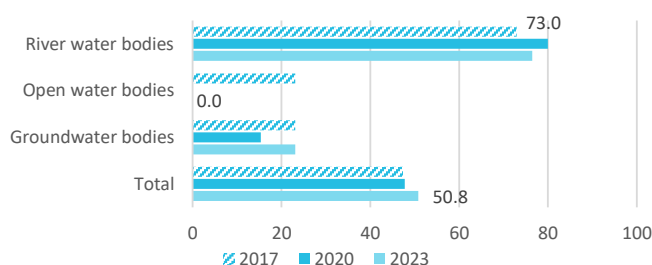
6.3.1 Population connected to wastewater treatment with at least secondary treatment, 2015-2024 (%)

Source: Environmental statistics and accounts, SORS



6.3.2 Proportion of bodies of water with good ambient water quality, 2017, 2020 and 2023 (%)

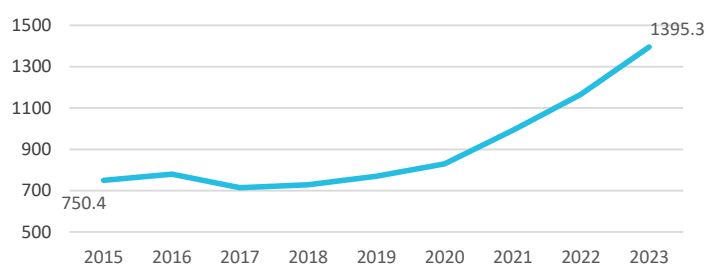
Source: SEPA



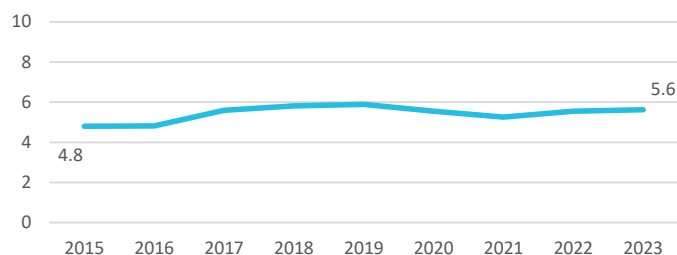
6.4 By 2030, substantially increase water-use efficiency across all sectors and ensure sustainable withdrawals and supply of freshwater to address water scarcity and substantially reduce the number of people suffering from water scarcity

6.4.1 Change in water-use efficiency (WUE) over time, 2015-2023 (RSD/m3)

Source: Environmental statistics and accounts, SORS



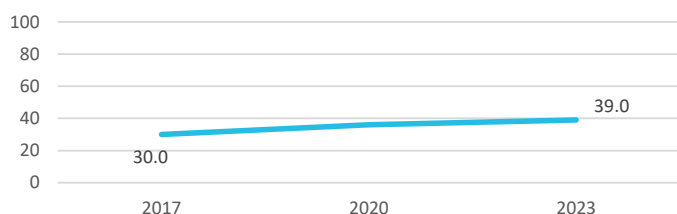
6.4.2 Level of water stress: freshwater withdrawal as a proportion of available freshwater resources, 2015-2023 (%)



Source: Environmental statistics and accounts, SORS

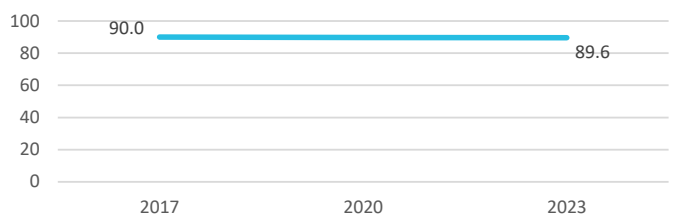
6.5 By 2030, implement integrated water resources management at all levels, including through transboundary cooperation as appropriate

6.5.1 Degree of integrated water resources management, 2017, 2020 and 2023 (%)



Source: IWRM / UNEP / Ministry of Agriculture, Forestry and Water Management - Republic water directorate, etc.

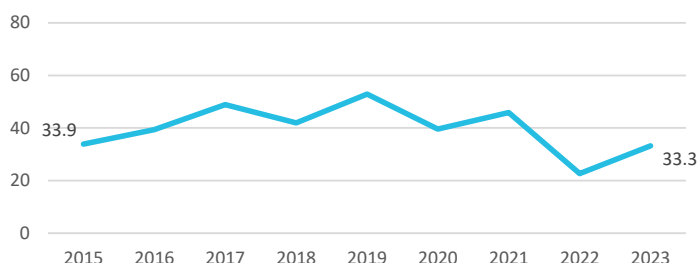
6.5.2 Proportion of transboundary basin area with an operational arrangement for water cooperation, 2017, 2020 and 2023 (%)



Source: Ministry of Agriculture, Forestry and Water Management - Republic water directorate, Public Water Management Company "Srbijavode", Public Water Management Company "Vode Vojvodina"

6.a By 2030, expand international cooperation and capacity-building support to developing countries in water- and sanitation-related activities and programmes, including water harvesting, desalination, water efficiency, wastewater treatment, recycling and reuse technologies

6.a.1 Amount of water- and sanitation-related official development assistance that is part of a government-coordinated spending plan, 2015-2023 (USD mill. at constant prices 2023)



Source: GLAAS and OECD

6.b Support and strengthen the participation of local communities in improving water and sanitation management

6.b.1 Level of participation of service users / communities in rural drinking water planning programs*, 2014-2025

Year	Level of participation	Score
2014	Low	1
2017	High	3
2019	High	3
2022	High	3
2025	High	3

*3 = High; 2 = Moderate; 1 = Low; 0 = Not available

6.b.1 Level of defined procedures in law and policy for participation of service users / communities in the rural drinking water planning program*, 2014-2025

Year	Level of definition in procedures	Score
2014	Clearly defined	10
2017	Clearly defined	10
2019	Clearly defined	10
2022	Clearly defined	10
2025	Clearly defined	10

*10 = Clearly defined; 5 = Not clearly defined; 0 = Not available

6.b.1 Level of participation of users/communities in water resource planning and management programs*, 2017-2025

Year	Level of participation	Score
2017	High	3
2019	High	3
2022	High	3
2025	High	3

*3 = High; 2 = Moderate; 1 = Low; 0 = Not available

6.b.1 Level of defined procedures in law and policy for participation of service users / communities in water resource planning and management*, 2017-2025

Year	Level of definition in procedures	Score
2017	Clearly defined	10
2019	Clearly defined	10
2022	Clearly defined	10
2025	Clearly defined	10

Source: GLAAS

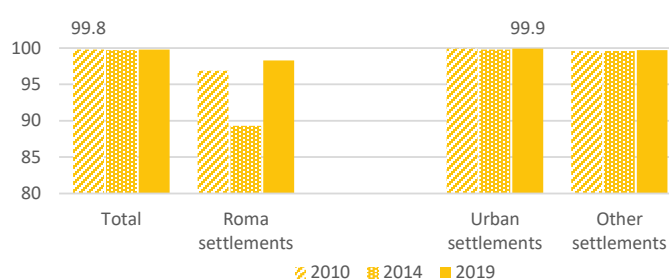
*10 = Clearly defined; 5 = Not clearly defined; 0 = Not available



Goal 7. Ensure access to affordable, reliable, sustainable and modern energy for all

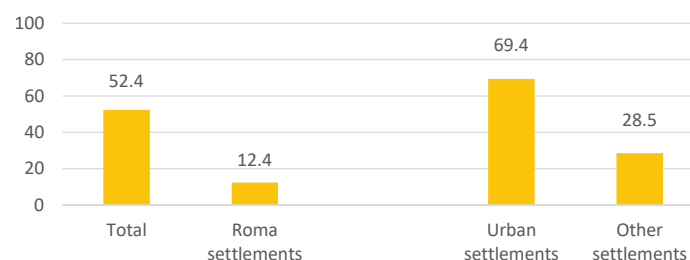
7.1 By 2030, ensure universal access to affordable, reliable and modern energy services

7.1.1 Proportion of population with access to electricity, by type of settlements, 2010-2019 (%)



Source: MICS - SORS and UNICEF

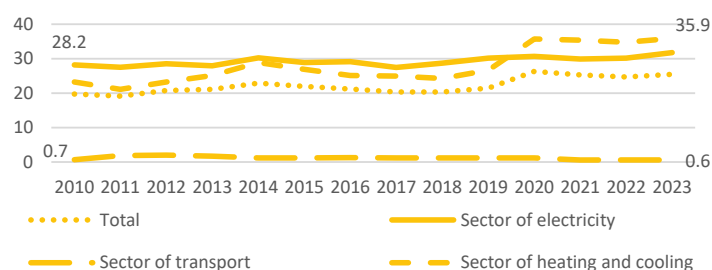
7.1.2 Proportion of population with primary reliance on clean fuels and technology, by type of settlements, 2019 (%)



Source: MICS - SORS and UNICEF

7.2 By 2030, increase substantially the share of renewable energy in the global energy mix

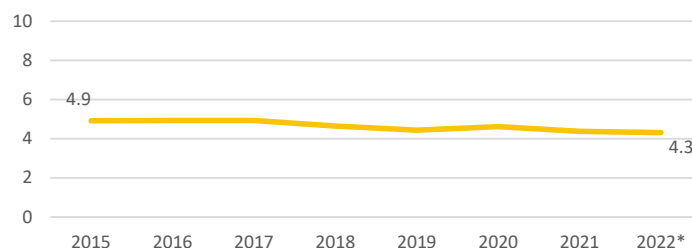
7.2.1 Share of renewable energy in gross final energy consumption, 2010-2023 (%)



Source: Ministry of Mining and Energy

7.3 By 2030, double the global rate of improvement in energy efficiency

7.3.1 Energy intensity measured in terms of primary energy and GDP, 2015-2022 (MJ/USD)

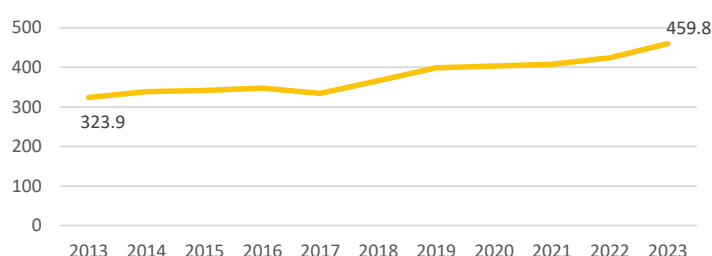


Source: Energy statistics and National Accounts, SORS and United Nations

* Estimated value

7.b By 2030, expand infrastructure and upgrade technology for supplying modern and sustainable energy services for all in developing countries, in particular least developed countries, small island developing States and landlocked developing countries, in accordance with their respective programmes of support

7.b.1 Installed renewable energy-generating capacity in developing and developed countries, 2013-2023 (watts per capita)



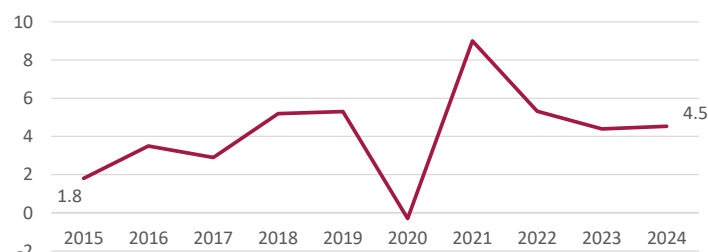
Source: Energy statistics, SORS



Goal 8. Promote sustained, inclusive and sustainable economic growth, full and productive employment and decent work for all

8.1 Sustain per capita economic growth in accordance with national circumstances and, in particular, at least 7 per cent gross domestic product growth per annum in the least developed countries

8.1.1 Annual growth rate of real GDP per capita, 2015-2024 (%)



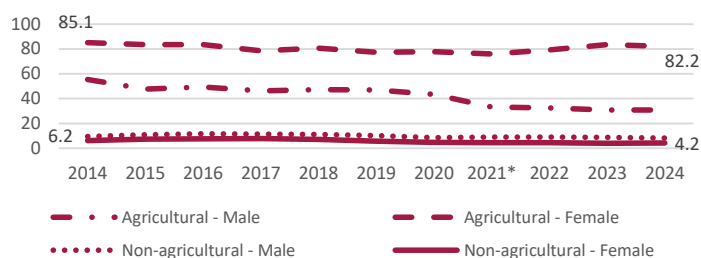
Source: National Accounts, SORS

8.3 Promote development-oriented policies that support productive activities, decent job creation, entrepreneurship, creativity and innovation, and encourage the formalization and growth of micro-, small- and medium-sized enterprises, including through access to financial services

8.3.1 Proportion of informal employment in total employment, by sector and sex, 2014-2024* (%)

Source: Labour Force Survey, SORS

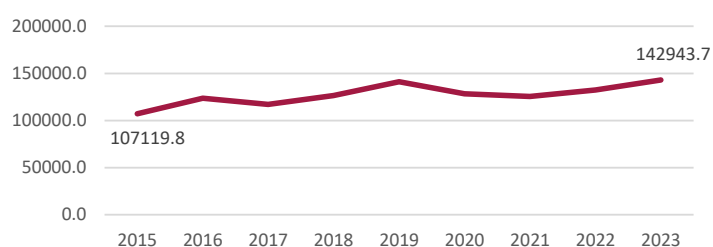
*Break in time-series from 2021.



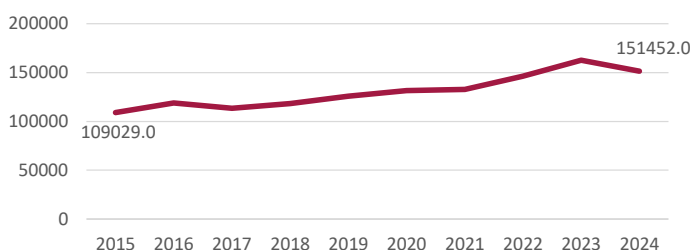
8.4 Improve progressively, through 2030, global resource efficiency in consumption and production and endeavour to decouple economic growth from environmental degradation, in accordance with the 10-Year Framework of Programmes on Sustainable Consumption and Production, with developed countries taking the lead

8.4.1 Material footprint, 2015-2023 (thousands of tonnes)

Source: Environmental statistics and accounts, SORS

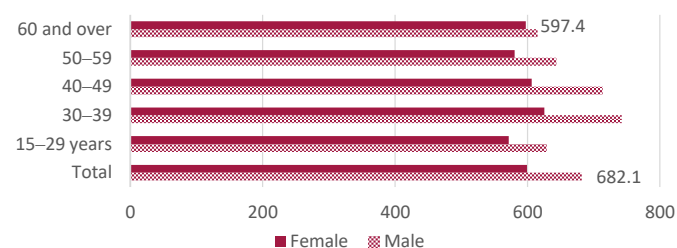


8.4.2 Domestic material consumption (DMC), 2015-2024 (thousands of tonnes)



8.5 By 2030, achieve full and productive employment and decent work for all women and men, including for young people and persons with disabilities, and equal pay for work of equal value

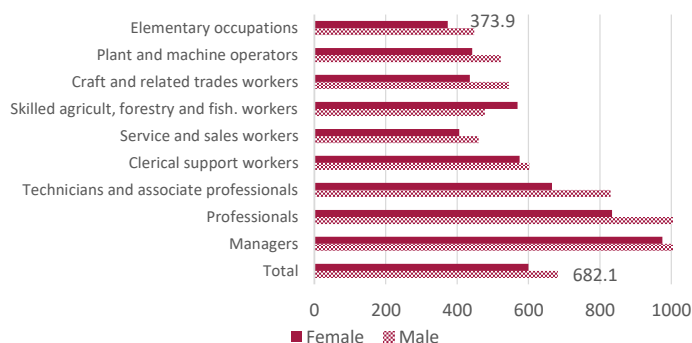
8.5.1 Average hourly earnings of employed female and male, by age, 2022 (RSD)



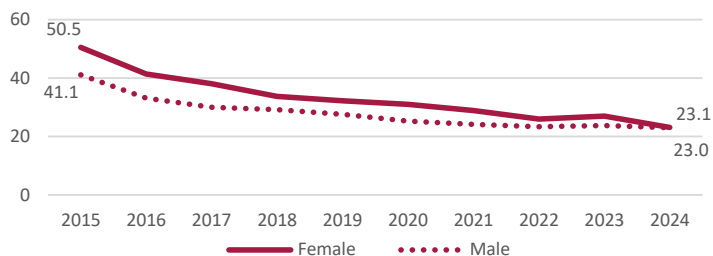
8.5.1 Average hourly earnings of employed female and male, by occupation*, 2022 (RSD)

Source: SES, SORS

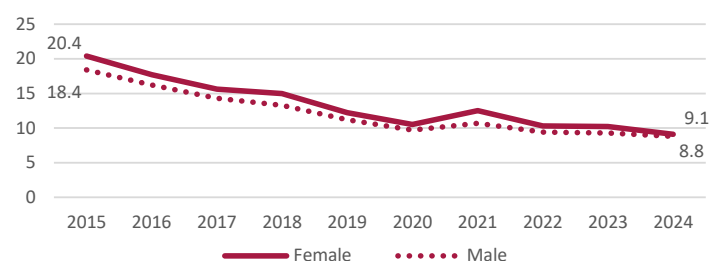
*ISCO 08



8.5.2a Unemployment rate by sex, population aged 15-24 years, 2015-2024 (%)



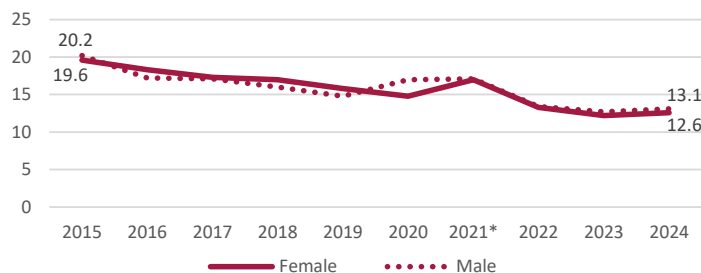
8.5.2b Unemployment rates by sex, population aged 15-64 year, 2015-2024 (%)



Source: Labour Force Survey, SORS

8.6 By 2020, substantially reduce the proportion of youth not in employment, education or training

8.6.1 Proportion of youth (aged 15-24 years) not in education, employment or training (NEET rate), by sex*, 2015-2024 (%)

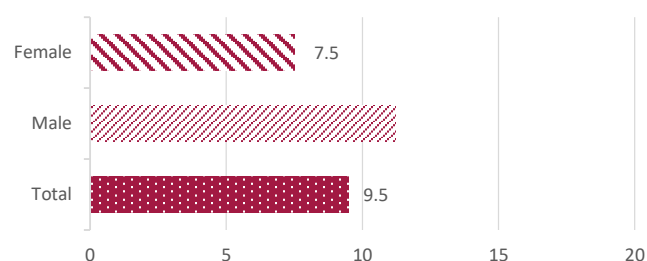


Source: Labour Force Survey, SORS

*Break in time-series from 2021

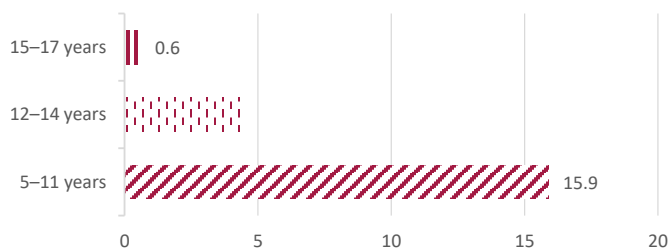
8.7 Take immediate and effective measures to eradicate forced labour, end modern slavery and human trafficking and secure the prohibition and elimination of the worst forms of child labour, including recruitment and use of child soldiers, and by 2025 end child labour in all its forms

8.7.1a Proportion of children aged 5-17 years engaged in child labour, by sex, 2019 (%)



Source: MICS - SORS and UNICEF

8.7.1b Proportion of children aged 5-17 years engaged in child labour, by age, 2019 (%)

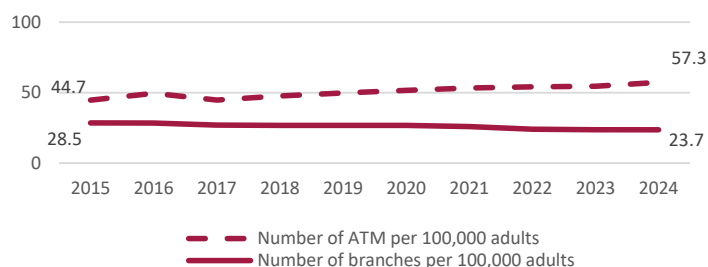


Source: MICS - SORS and UNICEF

8.10 Strengthen the capacity of domestic financial institutions to encourage and expand access to banking, insurance and financial services for all

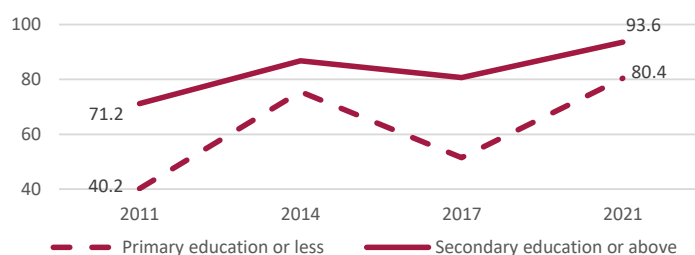
8.10.1 (a) Number of commercial bank branches per 100,000 adults and (b) number of automated teller machines (ATMs) per 100,000 adults (15+), 2015-2024

Source: National Bank of Serbia, Vital Statistics and Population estimates, SORS



8.10.2 Proportion of adults (15 years and older) with an account at a bank or other financial institution or with a mobile-money-service provider, 2011-2021 (%)

Source: World Bank



8.b By 2020, develop and operationalize a global strategy for youth employment and implement the Global Jobs Pact of the International Labour Organization

8.b.1 Existence of a developed and operationalized national strategy for youth employment, as a distinct strategy or as part of a national employment strategy*, 2024

Year	Score
2024	3

Source: ILO estimation

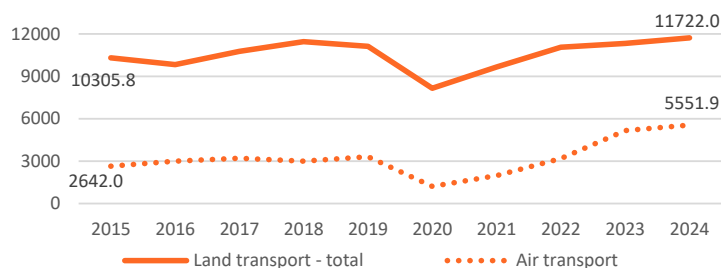
* 0 - no strategy; 1 - in the process of making; 2 - developed and adopted; 3 - operationalized



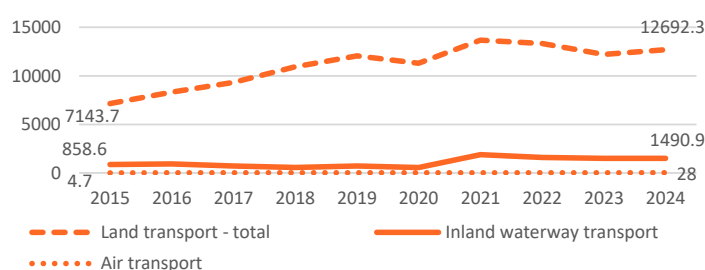
Goal 9. Build resilient infrastructure, promote inclusive and sustainable industrialization and foster innovation

9.1 Develop quality, reliable, sustainable and resilient infrastructure, including regional and transborder infrastructure, to support economic development and human well-being, with a focus on affordable and equitable access for all

9.1.2 Passenger volume, by mode of transport, 2015-2024 (pkm, Mill.)



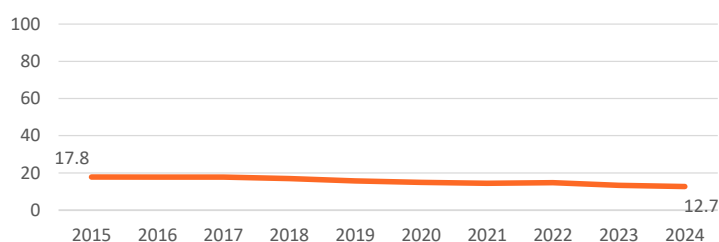
9.1.2 Freight volume, by mode of transport, 2015-2024 (tkm, Mill.)



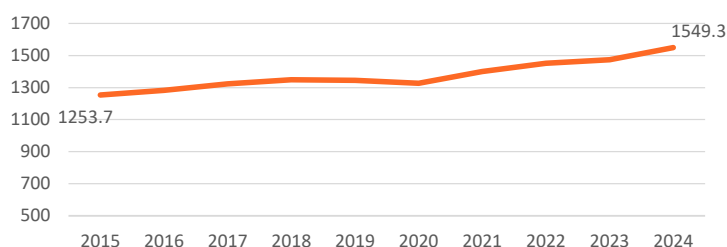
Source: Statistics of Transport and telecommunications, SORS

9.2 Promote inclusive and sustainable industrialization and, by 2030, significantly raise industry's share of employment and gross domestic product, in line with national circumstances, and double its share in least developed countries

9.2.1 Manufacturing value added as a proportion of GDP, 2015-2024 (%)

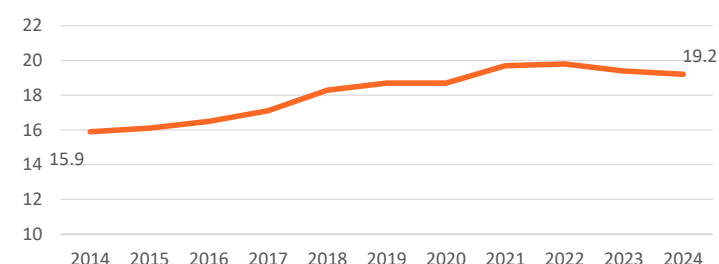


9.2.1 Manufacturing value added per capita, 2015-2024 (USD of constant prices 2021)



Source: National Accounts, SORS

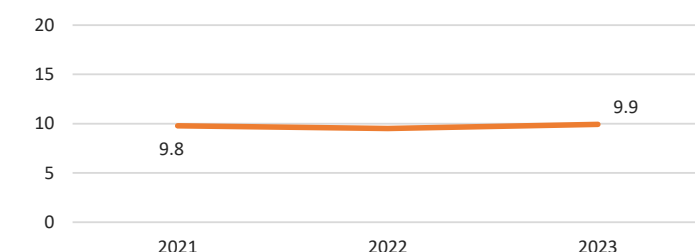
9.2.2 Employment in manufacturing as a proportion of total employment, 2014-2024 (%)



Source: Labour Force Survey, SORS

9.3 Increase the access of small-scale industrial and other enterprises, in particular in developing countries, to financial services, including affordable credit, and their integration into value chains and markets

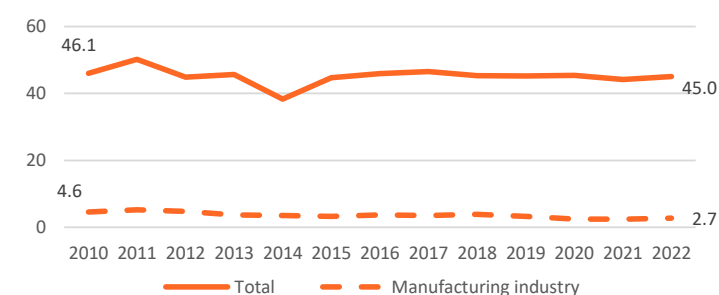
9.3.1 Proportion of small-scale industries in total industry value added, 2021-2023 (%)



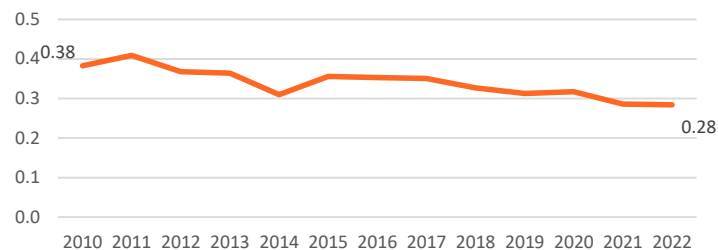
Source: Structural business statistics, SORS

9.4 By 2030, upgrade infrastructure and retrofit industries to make them sustainable, with increased resource-use efficiency and greater adoption of clean and environmentally sound technologies and industrial processes, with all countries taking action in accordance with their respective capabilities

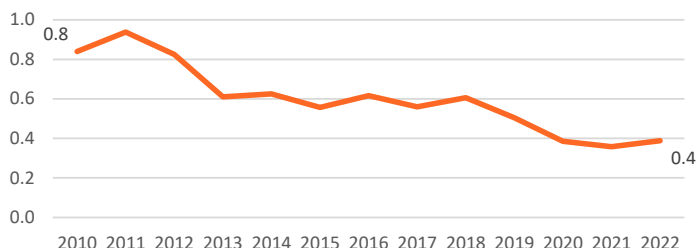
9.4.1 Carbon dioxide emissions from fuel combustion, 2010-2022 (millions of tonnes)



9.4.1 Carbon dioxide emissions per unit of GDP, 2010-2022 (kilogrammes of CO2 per constant 2021 USD)



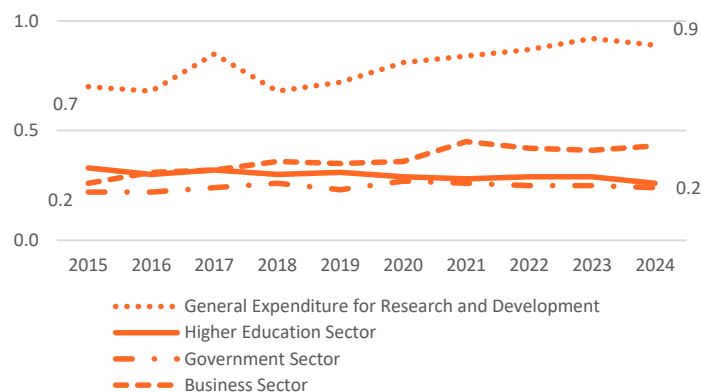
9.4.1 Carbon dioxide emissions per unit of manufacturing value added, 2010-2022 (kilogrammes of CO2 per constant 2015 USD)



Source: International Energy Agency (IEA)

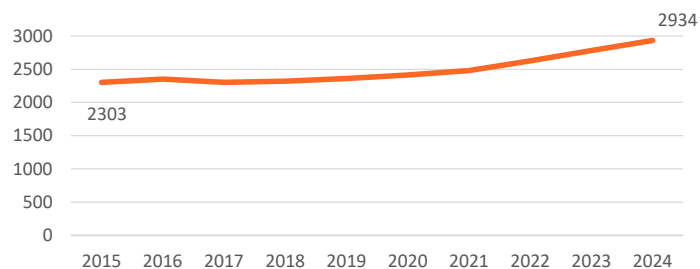
9.5 Enhance scientific research, upgrade the technological capabilities of industrial sectors in all countries, in particular developing countries, including, by 2030, encouraging innovation and substantially increasing the number of research and development workers per 1 million people and public and private research and development spending

9.5.1 Research and development expenditure as a proportion of GDP, by sectors*, 2015-2024 (%)



Source: Statistics of science, technology and innovations, SORS

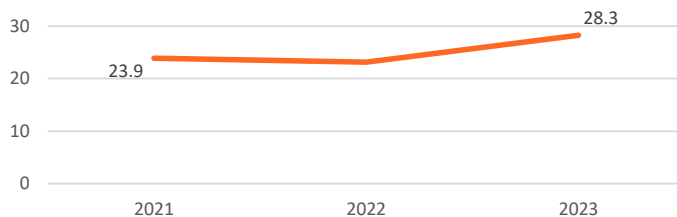
9.5.2 Researchers (in full-time equivalent) per million inhabitants, 2015-2024



Source: Statistics of science, technology and innovations, Vital Statistics and Population estimates, SORS

9.b Support domestic technology development, research and innovation in developing countries, including by ensuring a conducive policy environment for, inter alia, industrial diversification and value addition to commodities

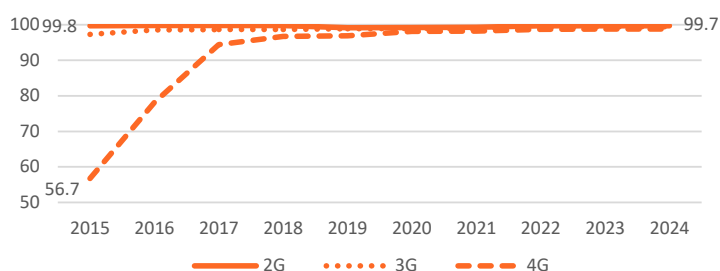
9.b.1 Proportion of medium and high-tech industry value added in total value added in manufacturing, 2021-2023 (%)



Source: Structural business statistics, SORS

9.c Significantly increase access to information and communications technology and strive to provide universal and affordable access to the Internet in least developed countries by 2020

9.c.1 Proportion of population covered by a mobile network, by technology, 2015-2024 (%)



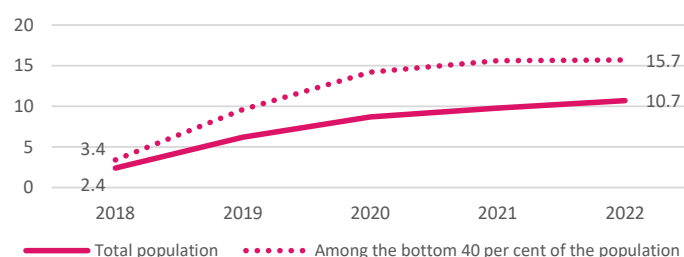
Source: Regulatory Agency for Electronic Communications and Postal Services (RATEL)



Goal 10. Reduce inequality within and among countries

10.1 By 2030, progressively achieve and sustain income growth of the bottom 40 per cent of the population at a rate higher than the national average

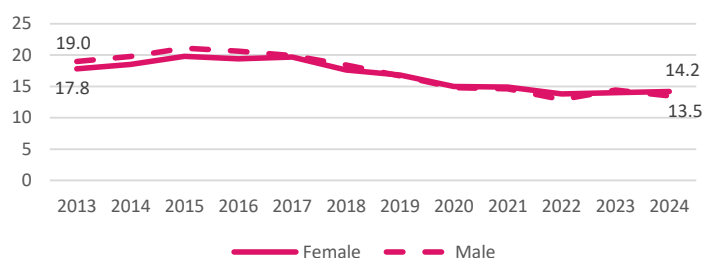
10.1.1 Growth rates of disposable income per capita among the bottom 40 per cent of the population and the total population, 2018-2022 (%)



Source: SILC, SORS

10.2 By 2030, empower and promote the social, economic and political inclusion of all, irrespective of age, sex, disability, race, ethnicity, origin, religion or economic or other status

10.2.1 Proportion of people with a disposable income below 50% of median equivalised income, by sex, 2013-2024 (%)



Source: SILC, SORS

10.3 Ensure equal opportunity and reduce inequalities of outcome, including by eliminating discriminatory laws, policies and practices and promoting appropriate legislation, policies and action in this regard

10.3.1 Proportion of women reporting having personally felt discriminated against or harassed in the previous 12 months, by activity status, 2019 (%)

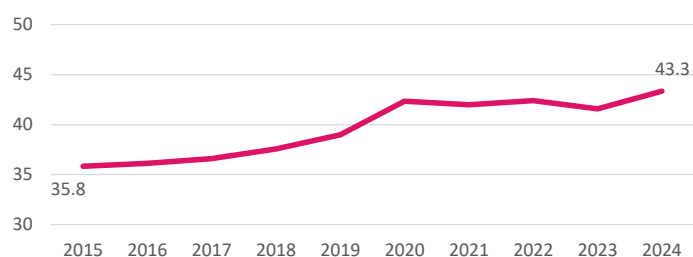


Source: MICS - SORS and UNICEF

10.4 Adopt policies, especially fiscal, wage and social protection policies, and progressively achieve greater equality

10.4.1 Labour share of GDP, 2015-2024 (%)

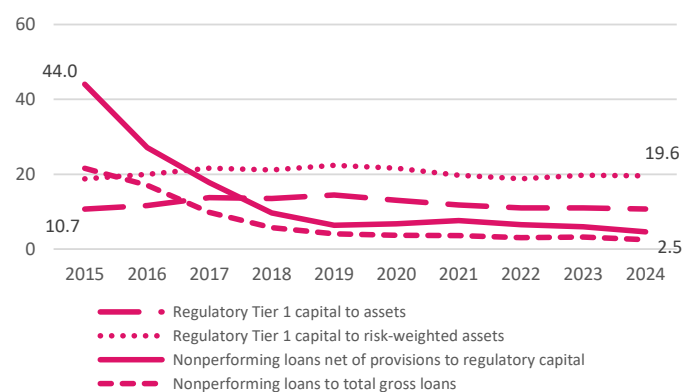
Source: National Accounts, SORS



10.5 Improve the regulation and monitoring of global financial markets and institutions and strengthen the implementation of such regulations

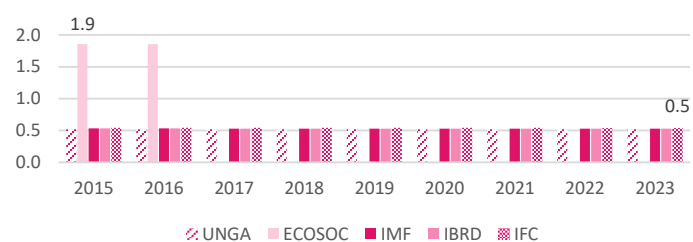
10.5.1 Financial Soundness Indicators, 2015-2024 (%)

Source: National Bank of Serbia



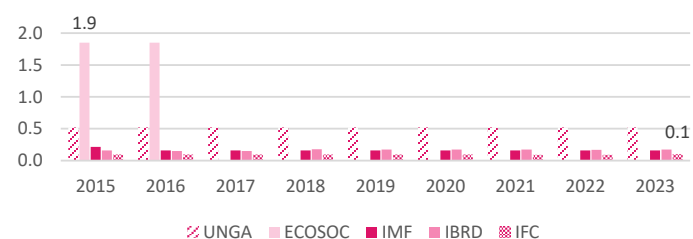
10.6 Ensure enhanced representation and voice for developing countries in decision-making in global international economic and financial institutions in order to deliver more effective, credible, accountable and legitimate institutions

10.6.1 Proportion of members in international organizations, 2015-2023 (%)



10.6.1 Proportion of voting rights in international organizations, 2015-2023 (%)

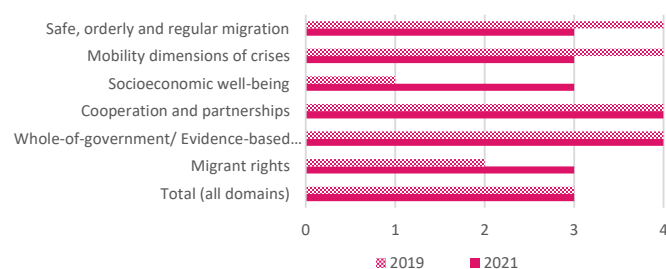
Source: UN database



10.7 Facilitate orderly, safe, regular and responsible migration and mobility of people, including through the implementation of planned and well-managed migration policies

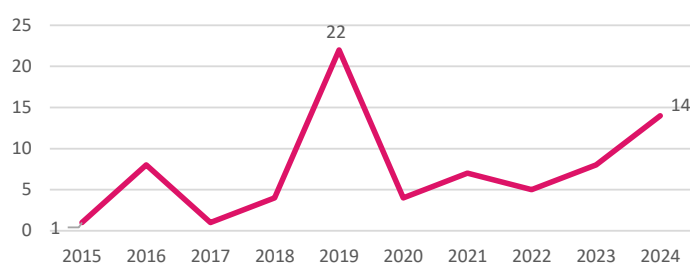
10.7.2 Migration policies to facilitate orderly, safe, regular and responsible migration and mobility of people, 2019 and 2021 (score)

Source: International Organization for Migration (IOM) and United Nations Department of Economic and Social Affairs (DESA)



10.7.3 Number of people who died or disappeared in the process of migration towards an international destination, 2015-2024

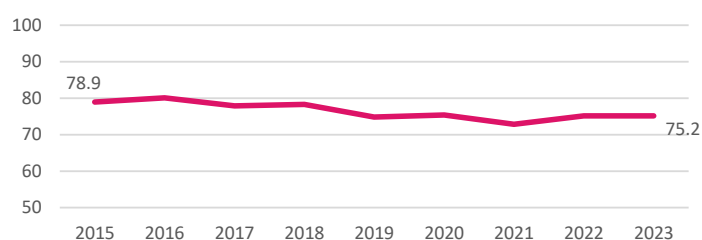
Source: International Organization for Migration (IOM) - Missing Migrants Project



10.a Implement the principle of special and differential treatment for developing countries, in particular least developed countries, in accordance with World Trade Organization agreements

10.a.1 Proportion of tariff lines applied to imports from least developed countries and developing countries with zero-tariff, 2015-2023 (%)

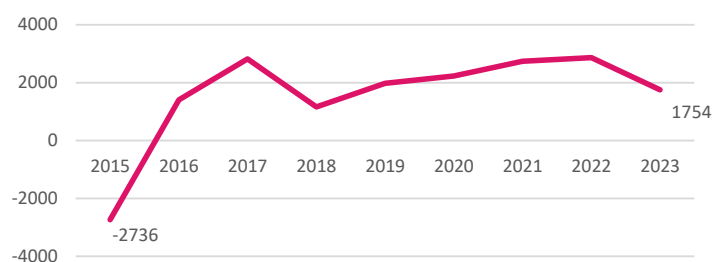
Source: ITC/UNCTAD/WTO database



10.b Encourage official development assistance and financial flows, including foreign direct investment, to States where the need is greatest, in particular least developed countries, African countries, small island developing States and landlocked developing countries, in accordance with their national plans and programmes

10.b.1 Total resource flows for development, by recipient and donor countries and type of flow (e.g. official development assistance, foreign direct investment and other flows), 2015-2023 (mill. of current USD)

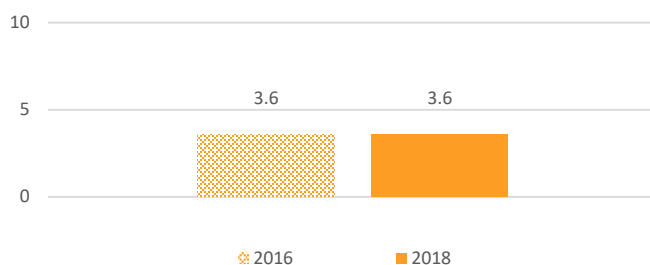
Source: OECD



Goal 11. Make cities and human settlements inclusive, safe, resilient and sustainable

11.1 By 2030, ensure access for all to adequate, safe and affordable housing and basic services and upgrade slums

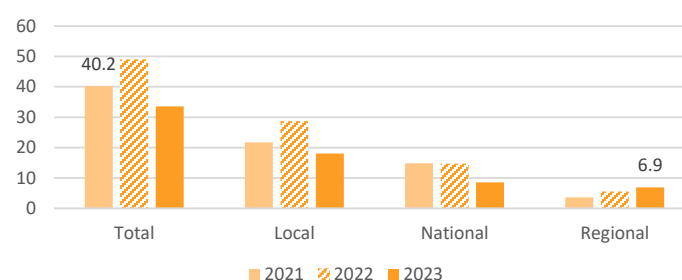
11.1.1 Proportion of urban population living in slums, informal settlements or inadequate housing, 2016 and 2018 (%)



Source: United Nations Human Settlements Programme

11.4 Strengthen efforts to protect and safeguard the world's cultural and natural heritage

11.4.1 Total per capita expenditure on the preservation, protection and conservation of all cultural and natural heritage, by source of funding, type of heritage and level of government, 2021-2023 (Purchasing Power Parities (PPP), per constant 2017 USD)



Source: UNESCO - Institute for Statistics

11.5 By 2030, significantly reduce the number of deaths and the number of people affected and substantially decrease the direct economic losses relative to global gross domestic product caused by disasters, including water-related disasters, with a focus on protecting the poor and people in vulnerable situations

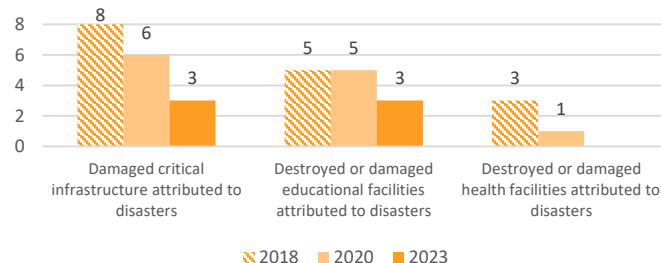
11.5.1 Deaths, missing persons and directly affected persons attributed to disasters per 100,000 population (=1.5.1=13.1.1)

11.5.1 Deaths, missing persons and directly affected persons attributed to disasters (=1.5.1=13.1.1)

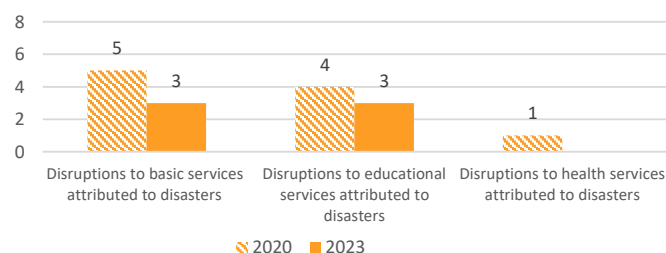
11.5.2 Direct economic loss attributed to disasters in relation to global GDP (= 1.5.2)

11.5.2 Direct economic loss attributed to disasters (USD) (= 1.5.2)

11.5.3a Damage to critical infrastructure, 2018, 2020, and 2023 (number)



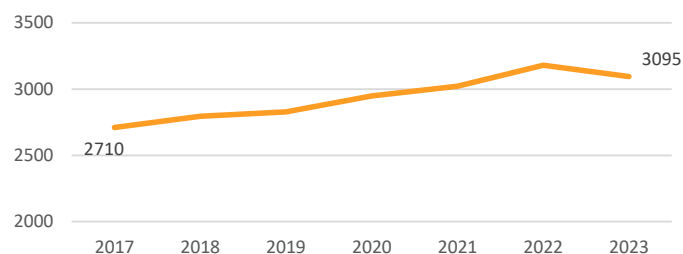
11.5.3b Number of disruptions to basic services, attributed to disasters, 2020 and 2023



Source: UNDRR

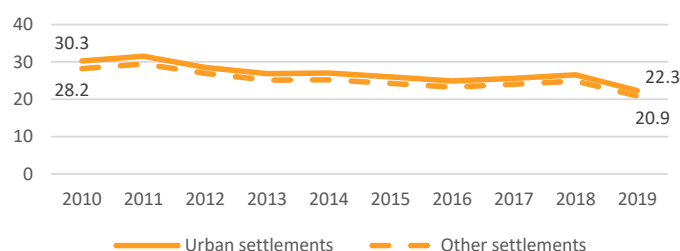
11.6 By 2030, reduce the adverse per capita environmental impact of cities, including by paying special attention to air quality and municipal and other waste management

11.6.1 Total generated municipal waste, 2017-2023
(Thousand tonnes)



Source: SEPA

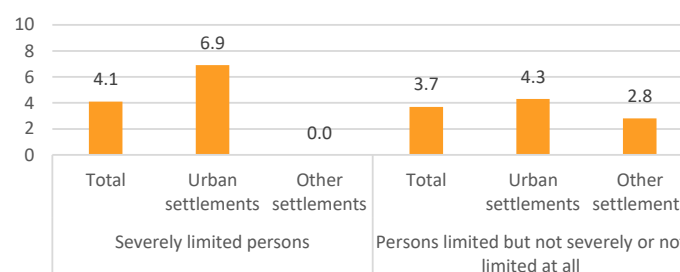
11.6.2 Annual mean levels of fine particulate matter PM2.5, by type of settlements, 2010-2019 ($\mu\text{g}/\text{m}^3$)



Source: World Health Organization

11.7 By 2030, provide universal access to safe, inclusive and accessible, green and public spaces, in particular for women and children, older persons and persons with disabilities

11.7.2 Proportion of women victim of physical or sexual harassment, in the previous 12 months, by health problems and type of settlement, 2021 (%)



Source: Survey on women's safety and quality of life (EU-GBV), SORS

11.a Support positive economic, social and environmental links between urban, peri-urban and rural areas by strengthening national and regional development planning

11.a.1 National urban policies or regional development plans that (a) respond to population dynamics (b) ensure balanced territorial development and (c) increase local fiscal space, 2020 and 2023

Year	Score
2020	1
2023	1

Source: United Nations Human Settlements Programme (UN-Habitat)
(1 = Yes; 0 = No)

11.b By 2020, substantially increase the number of cities and human settlements adopting and implementing integrated policies and plans towards inclusion, resource efficiency, mitigation and adaptation to climate change, resilience to disasters, and develop and implement, in line with the Sendai Framework for Disaster Risk Reduction 2015-2030, holistic disaster risk management at all levels

11.b.1 Assessment of the adoption and implementation of the national disaster risk reduction strategy in line with the Sendai Framework for Disaster Risk Reduction 2015-2030 (=1.5.3=13.1.2)

11.b.2 Proportion of local governments that adopt and implement local disaster risk reduction strategies in line with national disaster risk reduction strategies (=1.5.4=13.1.3)

11.b.2 Number of local governments that adopt and implement local disaster risk reduction strategies in line with national disaster risk reduction strategies (=1.5.4=13.1.3)

Goal 12. Ensure sustainable consumption and production patterns

12.1 Implement the 10-Year Framework of Programmes on Sustainable Consumption and Production Patterns, all countries taking action, with developed countries taking the lead, taking into account the development and capabilities of developing countries

12.1.1 National action plans for sustainable consumption and production, 2022
(1 = Yes; 0 = No)

Year	Score
2022	1

12.1.1 Policy instruments for sustainable consumption and production, 2022

Year	Number	Policy instruments
2022	3	Macro policies
	2	Regulatory and legal instruments
	1	Voluntary and self-regulation schemes

12.1.1 Number of policies, instruments and mechanism in place for sustainable consumption and production, 2022

Year	Number
2022	6

Source: SEPA

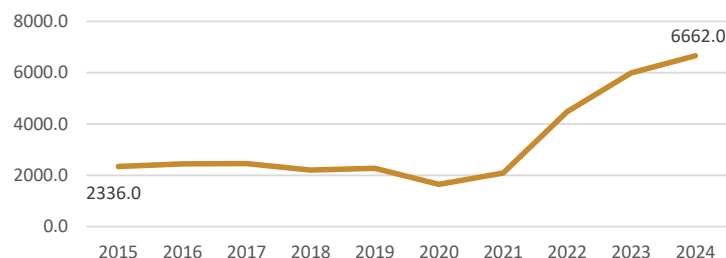
12.2 By 2030, achieve the sustainable management and efficient use of natural resources

12.2.1 Material footprint (=8.4.1)

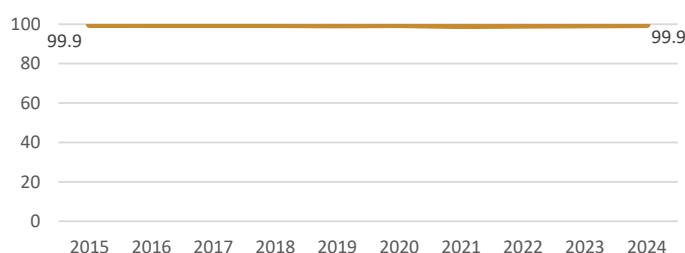
12.2.2 Domestic material consumption, domestic material consumption per capita, and domestic material consumption per GDP (=8.4.2)

12.4 By 2020, achieve the environmentally sound management of chemicals and all wastes throughout their life cycle, in accordance with agreed international frameworks, and significantly reduce their release to air, water and soil in order to minimize their adverse impacts on human health and the environment

12.4.2a Hazardous waste generated per capita, 2015-2024 (kg per capita)



12.4.2b Proportion of hazardous waste treated, 2015-2024 (%)

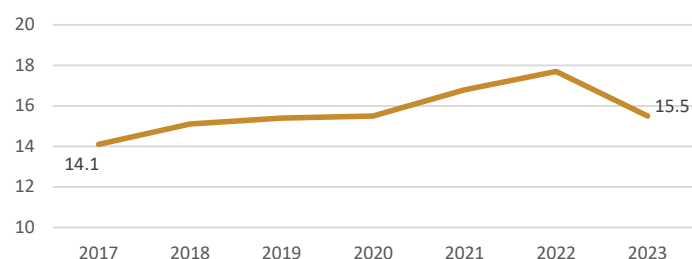


Source: SEPA and SORS

12.5 By 2030, substantially reduce waste generation through prevention, reduction, recycling and reuse

12.5.1 National recycling rate of municipal waste, 2017-2023 (%)

Source: SEPA



12.7 Promote public procurement practices that are sustainable, in accordance with national policies and priorities

12.7.1 Implemented sustainable public procurement policies and action plans, 2022

Year	Score
2022	1

Source: Public Procurement Office

12.a By 2030, expand infrastructure and upgrade technology for supplying modern and sustainable energy services for all in developing countries, in particular least developed countries, small island developing States and landlocked developing countries, in accordance with their respective programmes of support

12.a.1 Installed renewable energy-generating capacity in developing and developed countries (in watts per capita) (=7.b.1)

12.b Develop and implement tools to monitor sustainable development impacts for sustainable tourism that creates jobs and promotes local culture and products

12.b.1 Implementation of standard accounting tools to monitor the economic and environmental aspects of tourism sustainability, 2016-2023

Tools for monitoring the economic and ecological aspects of tourism			
Year	Number of tables	SEEA tables	TSA tables
2016-2023	2	2	0

Source: Catering and tourism statistics, SORS



Goal 13. Take urgent action to combat climate change and its impacts

13.1 Strengthen resilience and adaptive capacity to climate-related hazards and natural disasters in all countries

13.1.1 Deaths, missing persons and directly affected persons attributed to disasters per 100,000 population (=1.5.1=11.5.1)

13.1.1 Deaths, missing persons and directly affected persons attributed to disasters (=1.5.1=11.5.1)

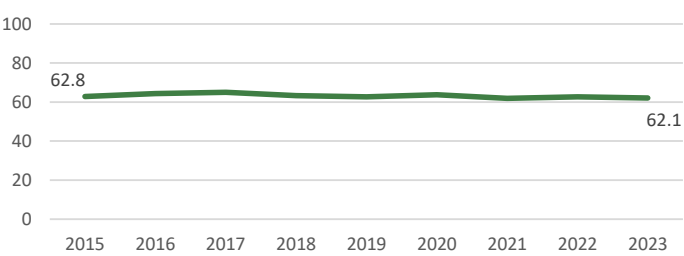
13.1.2 Assessment of the adoption and implementation of the national disaster risk reduction strategy in line with the Sendai Framework for Disaster Risk Reduction 2015-2030 (=1.5.3=11.b.1)

13.1.3 Proportion of local governments that adopt and implement local disaster risk reduction strategies in line with national disaster risk reduction strategies (=1.5.4=11.b.2)

13.1.3 Number of local governments that adopt and implement local disaster risk reduction strategies in line with national disaster risk reduction strategies (=1.5.4=11.b.2)

13.2 Integrate climate change measures into national policies, strategies and planning

13.2.2 Total greenhouse gas emissions per year, 2015-2023 (Million tons of CO₂ equivalent)



Source: SEPA



Goal 14. Conserve and sustainably use the oceans, seas and marine resources for sustainable development

14.b Provide access for small-scale artisanal fishers to marine resources and markets

14.b.1 Degree of application of a legal/regulatory/policy/institutional framework which recognizes and protects access rights for small-scale fisheries
(1 = the lowest; 5 = the highest)

Year	Degree
2020	4

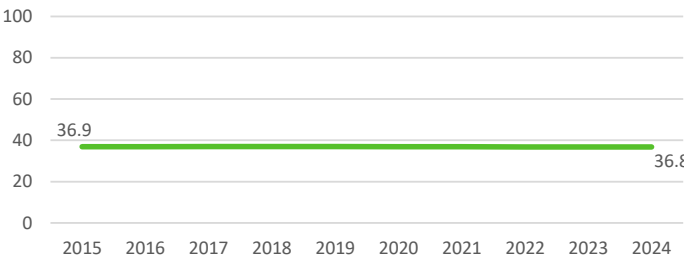
Source: FAO



Goal 15. Protect, restore and promote sustainable use of terrestrial ecosystems, sustainably manage forests, combat desertification, and halt and reverse land degradation and halt biodiversity loss

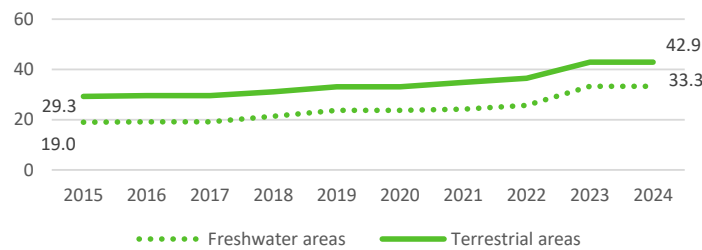
15.1 By 2020, ensure the conservation, restoration and sustainable use of terrestrial and inland freshwater ecosystems and their services, in particular forests, wetlands, mountains and drylands, in line with obligations under international agreements

15.1.1 Forest area as a proportion of total area, 2015-2024 (%)



Source: SORS

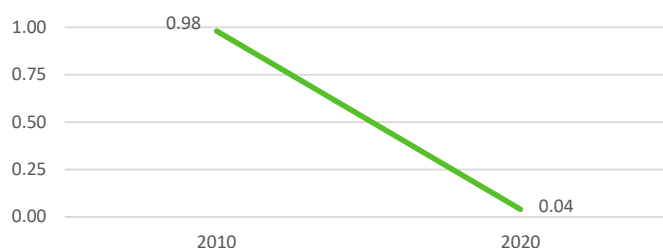
15.1.2 Proportion of important sites for terrestrial and freshwater biodiversity that are covered by protected areas, by ecosystem type, 2015-2024 (%)



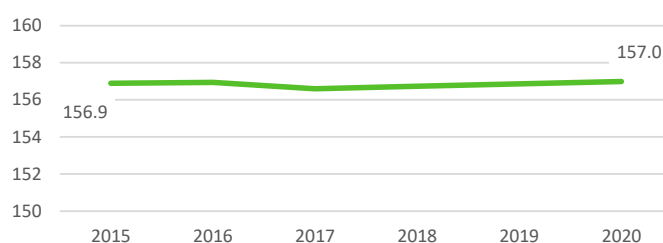
Source: SEPA

15.2 By 2020, promote the implementation of sustainable management of all types of forests, halt deforestation, restore degraded forests and substantially increase afforestation and reforestation globally

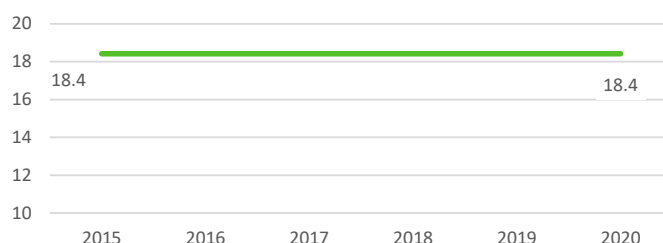
15.2.1 Annual forest area change rate, 2010 and 2020 (%)



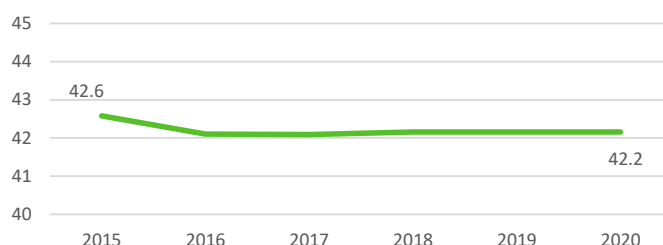
15.2.1 Above-ground biomass in forest, 2015-2020 (tonnes per hectare)



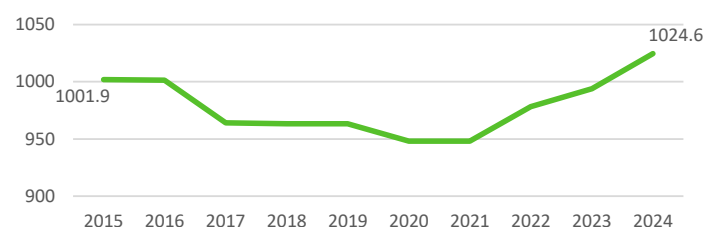
15.2.1 Proportion of forest area within legally established protected areas, 2015-2020 (%)



15.2.1 Proportion of forest area under a long-term management plan, 2015-2020 (%)



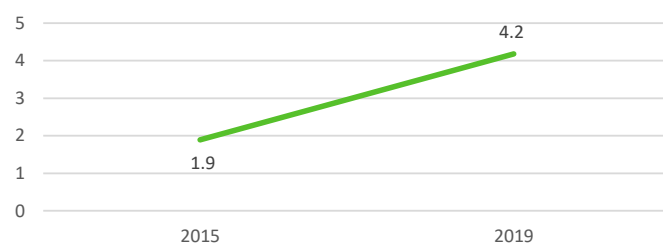
15.2.1 Forest area under an independently verified forest management certification scheme, 2015-2024 (thousands of hectares)



Source: FAO

15.3 By 2030, combat desertification, restore degraded land and soil, including land affected by desertification, drought and floods, and strive to achieve a land degradation-neutral world

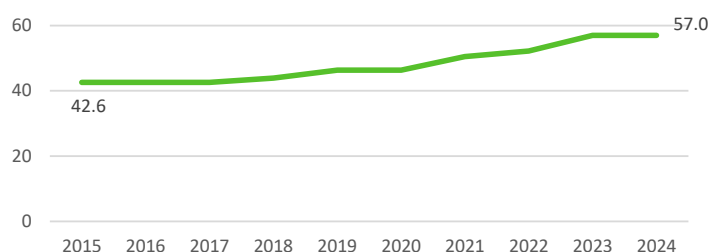
15.3.1 Proportion of land that is degraded over total land area, 2015 and 2019 (%)



Source: UNCCD

15.4 By 2030, ensure the conservation of mountain ecosystems, including their biodiversity, in order to enhance their capacity to provide benefits that are essential for sustainable development

15.4.1 Coverage by protected areas of important sites for mountain biodiversity, 2015-2024 (%)



Source: SEPA

15.6 Promote fair and equitable sharing of the benefits arising from the utilization of genetic resources and promote appropriate access to such resources, as internationally agreed

15.6.1 State party to the International Treaty on Plant Genetic Resources for Food and Agriculture, 2024
(1 = Yes; 0 = No)

Year	Score
2024	1

15.6.1 State party to the Nagoya Protocol, 2024
(1 = Yes; 0 = No)

Year	Score
2024	1

15.6.1 Report submitted on legislative, administrative and policy frameworks through the Online Reporting System on Compliance with the International Treaty on Plant Genetic Resources for Food and Agriculture, 2024
(1 = Yes; 0 = No)

Year	Score
2024	1

15.6.1 Report submitted on legislative, administrative and policy framework or measures to the Access and Benefit-Sharing Clearing-House, 2024
(1 = Yes; 0 = No)

Year	Score
2024	1

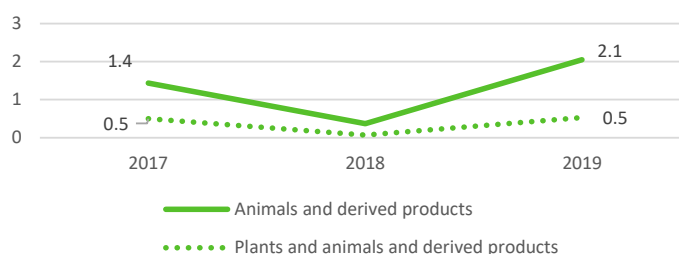
15.6.1 Total reported number of Standard Material Transfer Agreements (SMTAs) transferring plant genetic resources for food and agriculture to the country (number), 2024

Year	Number
2024	113

Source: UN Database

15.7 Take urgent action to end poaching and trafficking of protected species of flora and fauna and address both demand and supply of illegal wildlife products

15.7.1 Proportion of traded wildlife that was poached or illicitly trafficked, 2017-2019 (%)



Source: UN Database

15.9 By 2020, integrate ecosystem and biodiversity values into national and local planning, development processes, poverty reduction strategies and accounts

15.9.1a Established national targets in accordance with or similar to Aichi Biodiversity Target 2 of the Strategic Plan for Biodiversity 2011–2020 in national biodiversity strategy and action plans and the progress reported towards these targets, 2022 (1=Yes; 2=No)

Year	Score
2022	1

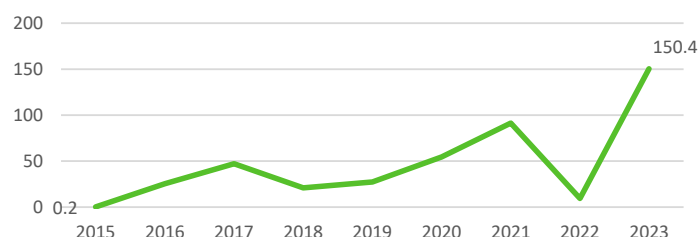
15.9.1b Integration of biodiversity into national accounting and reporting systems, defined as implementation of the System of Environmental-Economic Accounting, 2024 (1 = YES; 0 = NO)

Year	Score
2024	1

Source: UN Database

15.a Mobilize and significantly increase financial resources from all sources to conserve and sustainably use biodiversity and ecosystems

15.a.1 Official development assistance on conservation and sustainable use of biodiversity, 2015-2023 (million USD of constant prices 2023)



Source: OECD

15.b Mobilize significant resources from all sources and at all levels to finance sustainable forest management and provide adequate incentives to developing countries to advance such management, including for conservation and reforestation

15.b.1 Official development assistance on conservation and sustainable use of biodiversity (=15.a.1)

15.c Enhance global support for efforts to combat poaching and trafficking of protected species, including by increasing the capacity of local communities to pursue sustainable livelihood opportunities

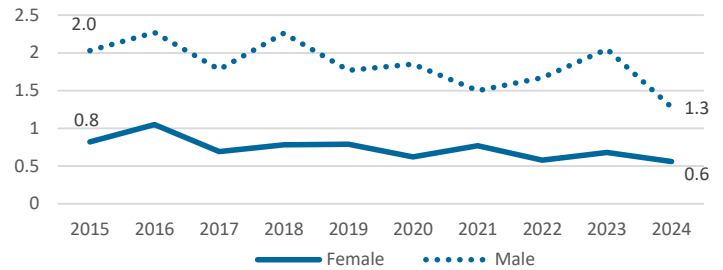
15.c.1 Proportion of traded wildlife that was poached or illicitly trafficked (=15.7.1)



Goal 16. Promote peaceful and inclusive societies for sustainable development, provide access to justice for all and build effective, accountable and inclusive institutions at all levels

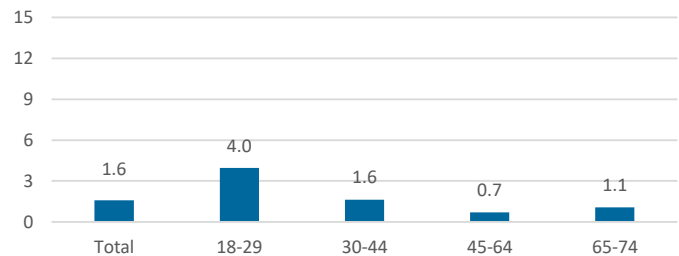
16.1 Significantly reduce all forms of violence and related death rates everywhere

16.1.1 Number of victims of intentional homicide per 100,000 population, by sex, 2015-2024



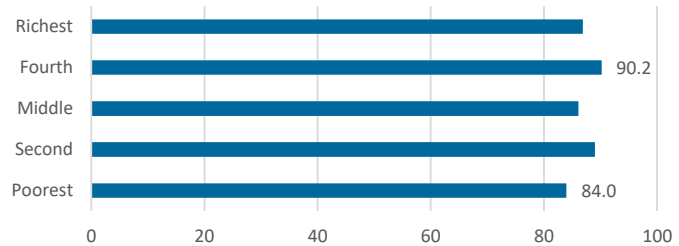
Source: Ministry of Internal Affairs

16.1.3 Proportion of women aged 18-74 years subjected to physical or sexual violence in the previous 12 months, by age, 2021 (%)



Source: Survey on women's safety and quality of life (EU-GBV), SORS

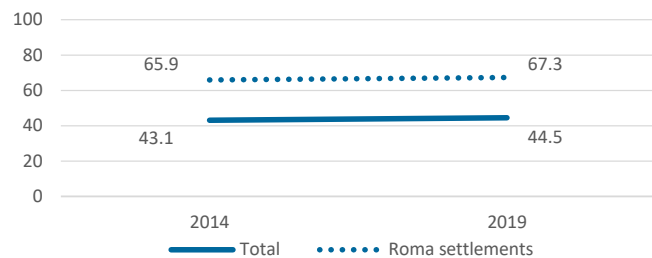
16.1.4 Proportion of women that feel safe walking alone around the area they live after dark, by wealth index quintiles, 2019 (%)



Source: MICS - SORS and UNICEF

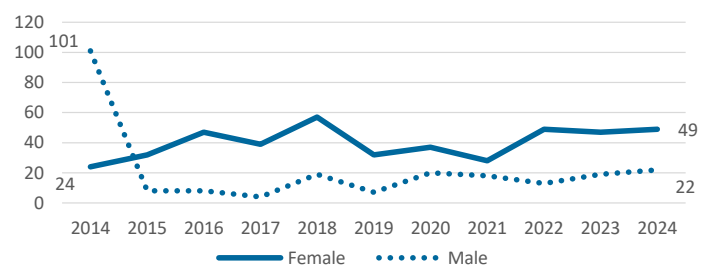
16.2 End abuse, exploitation, trafficking and all forms of violence against and torture of children

16.2.1 Proportion of children aged 1-14 years who experienced any physical punishment and/or psychological aggression by caregivers in the past month, 2014 and 2019 (%)



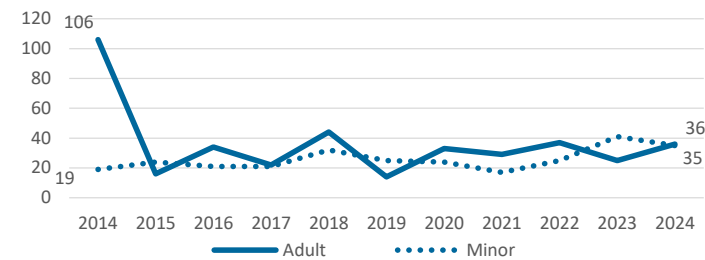
Source: MICS - SORS and UNICEF

16.2.2 Number of victims of human trafficking, by sex, 2014-2024



16.2.2 Number of victims of human trafficking, by age, 2014-2024

Source: Center for the Human Trafficking Victims Protection



16.2.3 Proportion of young women aged 18- 29 years who experienced sexual violence by age 18, 2021 (%)

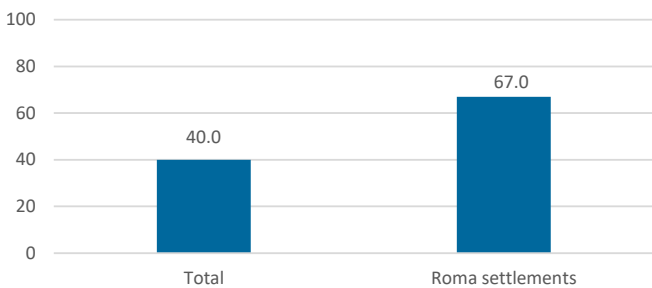
Year	Proportion
2021	1.3

Source: Survey on women's safety and quality of life (EU-GBV), SORS

16.3 Promote the rule of law at the national and international levels and ensure equal access to justice for all

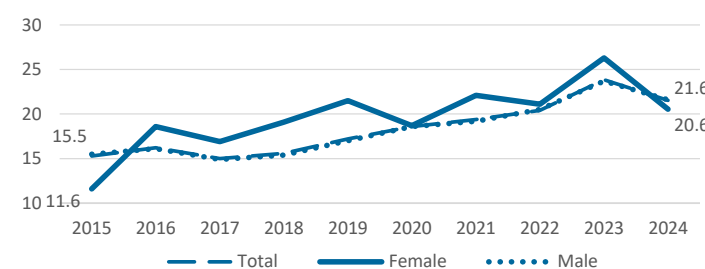
16.3.1 Proportion of women victims of (a) physical, (b) psychological and/or (c) sexual violence in the previous 12 months who reported their victimization to competent authorities or other officially recognized conflict resolution mechanisms, 2019* (%)

Source: MICS - SORS and UNICEF
*Women aged 15-49



16.3.2 Unsentenced detainees as a proportion of female, male and overall prison population, 2015-2024 (%)

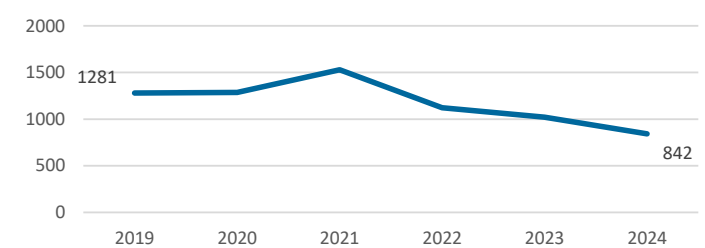
Source: Ministry of Justice



16.4 By 2030, significantly reduce illicit financial and arms flows, strengthen the recovery and return of stolen assets and combat all forms of organized crime

16.4.2 Number of seized firearms (based to Article 348 of the Criminal Code of the Republic of Serbia), 2019-2024

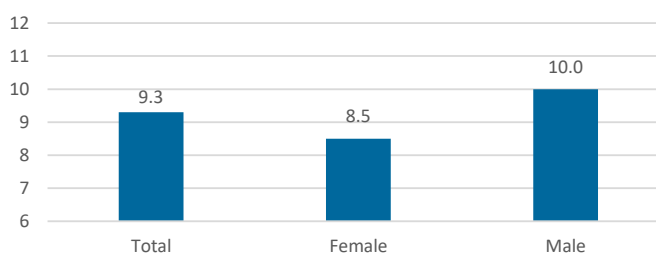
Source: Ministry of Interior



16.5 Substantially reduce corruption and bribery in all their forms

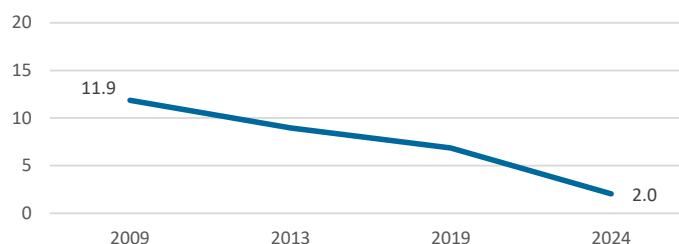
16.5.1 Proportion of persons who had at least one contact with a public official and who paid a bribe to a public official, or were asked for a bribe by those public officials, during the previous 12 months, by sex, 2010 (%)

Source: UNODC



16.5.2 Proportion of businesses that had at least one contact with a public official and that paid a bribe to a public official, or were asked for a bribe by those public officials during the previous 12 months, 2009-2024 (%)

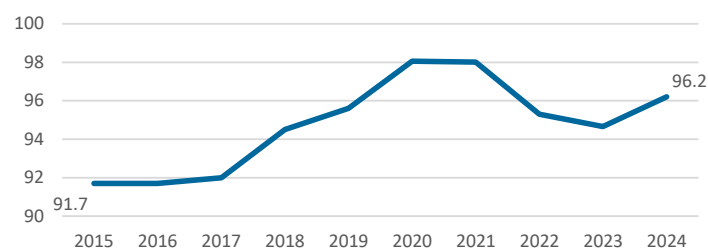
Source: UN database



16.6 Develop effective, accountable and transparent institutions at all levels

16.6.1 Primary government expenditures as a proportion of original approved budget, 2015-2024 (%)

Source: Ministry of Finance



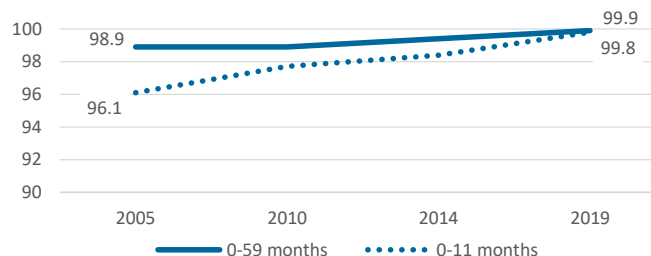
16.8 Broaden and strengthen the participation of developing countries in the institutions of global governance

16.8.1 Proportion of members and voting rights of developing countries in international organizations (= 10.6.1)

16.9 By 2030, provide legal identity for all, including birth registration

16.9.1 Proportion of children under 5 years of age whose births have been registered with a civil authority, by age, 2005-2019 (%)

Source: MICS - SORS and UNICEF



16.10 Ensure public access to information and protect fundamental freedoms, in accordance with national legislation and international agreements

16.10.2 Country adopts and implements constitutional, statutory and/or policy guarantees for public access to information, 2022-2024 (score)

Source: UN Database
(1 = Yes; 0 = No)

Year	Score
2022-2024	1

16.a Strengthen relevant national institutions, including through international cooperation, for building capacity at all levels, in particular in developing countries, to prevent violence and combat terrorism and crime

16.a.1 Existence of independent national human rights institutions in compliance with the Paris Principles, 2010-2024 (score)

Year	Score
2010-2024	2

Source: UN Database
(0 = No status; 1 = Partially compliant; 2 = Fully compliant)

16.b Promote and enforce non-discriminatory laws and policies for sustainable development

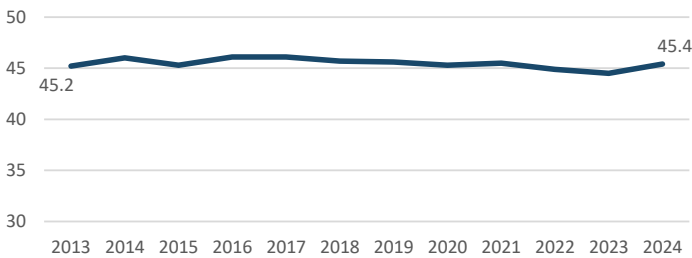
16.b.1 Proportion of women reporting having personally felt discriminated against or harassed in the previous 12 months (=10.3.1)



Goal 17. Strengthen the means of implementation and revitalize the Global Partnership for Sustainable Development

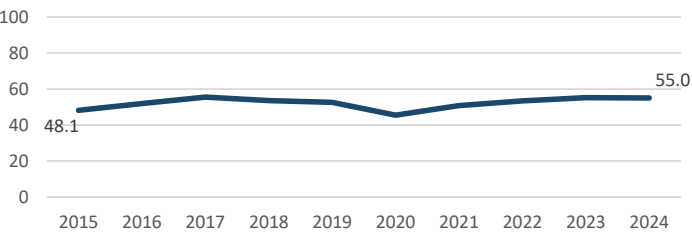
17.1 Strengthen domestic resource mobilization, including through international support to developing countries, to improve domestic capacity for tax and other revenue collection

17.1.1 Total government revenue as a proportion of GDP, 2013-2024 (%)



Source: National Accounts, SORS

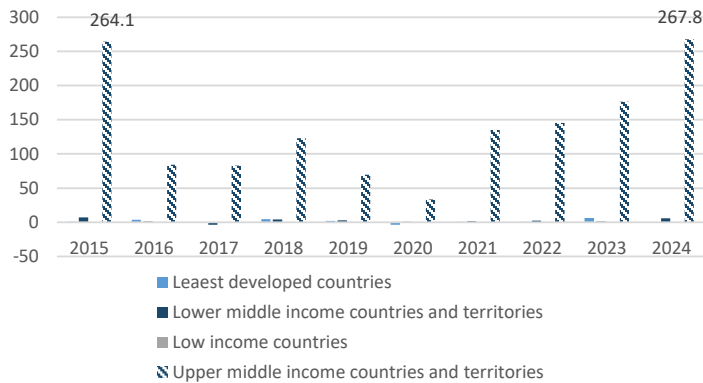
17.1.2 Proportion of domestic budget funded by domestic taxes, 2015-2024 (%)



Source: National Accounts, SORS

17.3 Mobilize additional financial resources for developing countries from multiple sources

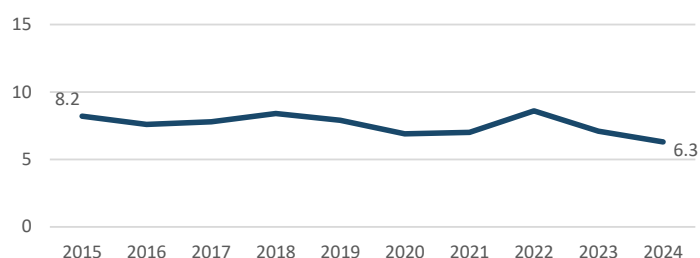
17.3.1d Foreign direct investment (FDI) inflows (assets), 2015-2024 (mill. USD)



Source: National Bank of Serbia

17.3.2 Volume of remittances (in United States dollars) as a proportion of total GDP, 2015-2024 (%)

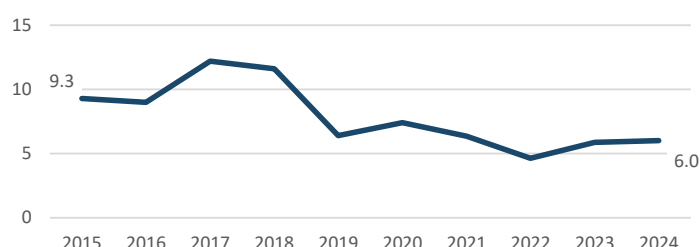
Source: National Bank of Serbia and National Accounts, SORS



17.4 Assist developing countries in attaining long-term debt sustainability through coordinated policies aimed at fostering debt financing, debt relief and debt restructuring, as appropriate, and address the external debt of highly indebted poor countries to reduce debt distress

17.4.1 Debt service as a proportion of exports of goods and services, 2015-2024 (%)

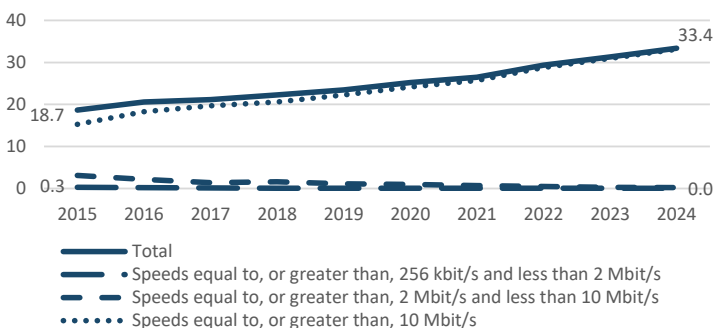
Source: National Bank of Serbia



17.6 Enhance North-South, South-South and triangular regional and international cooperation on and access to science, technology and innovation and enhance knowledge-sharing on mutually agreed terms, including through improved coordination among existing mechanisms, in particular at the United Nations level, and through a global technology facilitation mechanism

17.6.1 Fixed Internet broadband subscriptions per 100 inhabitants, by speed, 2015-2024

Source: RATEL, Vital Statistics and Population estimates, SORS

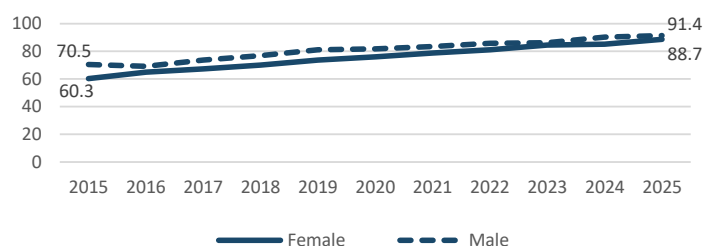


17.8 Fully operationalize the technology bank and science, technology and innovation capacity-building mechanism for least developed countries by 2017 and enhance the use of enabling technology, in particular information and communications technology

17.8.1 Proportion of individuals using the Internet *, by sex, 2015-2025 (%)

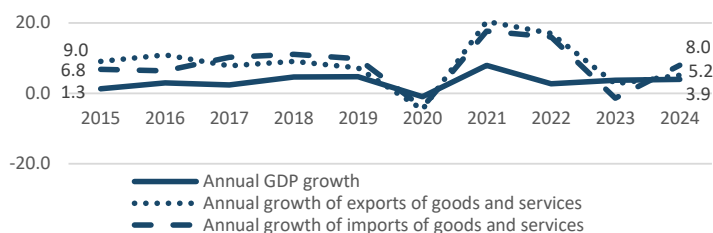
Source: Statistics on Informational and Communicational technologies, SORS

* Aged 16-74 years



17.13 Enhance global macroeconomic stability, including through policy coordination and policy coherence

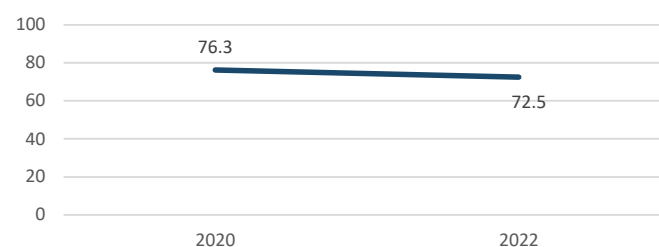
17.13.1 Macroeconomic Dashboard, 2015-2024 (%)



Source: National Accounts, SORS

17.14 Enhance policy coherence for sustainable development

17.14.1 Mechanisms in place to enhance policy coherence of sustainable development, 2020 and 2022 (%)



Source: Republic Secretariat for Public Policies

17.18 By 2020, enhance capacity-building support to developing countries, including for least developed countries and small island developing States, to increase significantly the availability of high-quality, timely and reliable data disaggregated by income, gender, age, race, ethnicity, migratory status, disability, geographic location and other characteristics relevant in national contexts

17.18.2 Country has national statistical legislation that complies with the Fundamental Principles of Official Statistics, 2019-2024 (score)

Year	Score
2019-2024	1

Source: UN Database
(1 = Yes; 0 = No)

17.18.3 Country has national statistical plan (a) with funding from Government, (b) that is fully funded, (c) that is under implementation, 2024 (score)

Year	(a)	(b)	(c)
2024	1	1	1

Source: UN Database
(1 = Yes; 0 = No)

17.19 By 2030, build on existing initiatives to develop measurements of progress on sustainable development that complement gross domestic product, and support statistical capacity-building in developing countries

17.19.2 Country has (a) conducted at least one population and housing census in the last 10 years, (b) achieved 100 percent birth registration and (c) achieved 80 percent death registration, 2019-2021 (score)

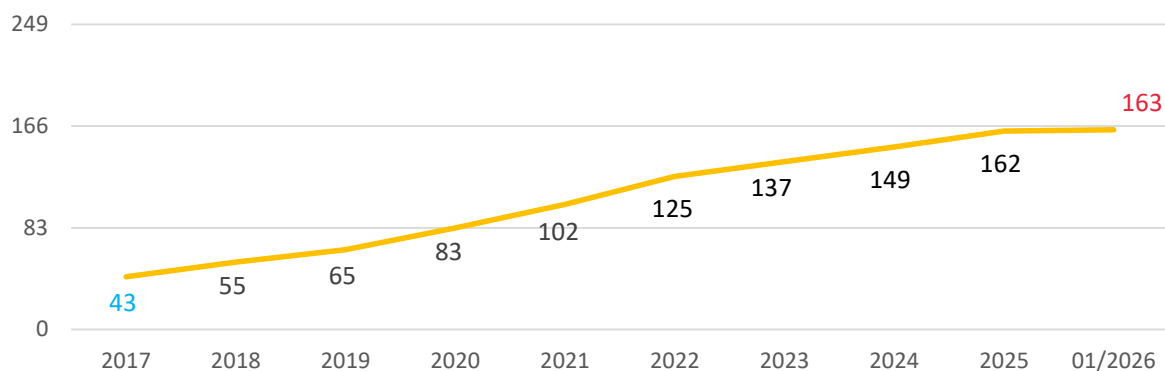
Year	(a)	(b)	(c)
2019	1	1	1
2020	1	1	1
2021	1	1	1

Source: UN Database
(1 = Yes; 0 = No)

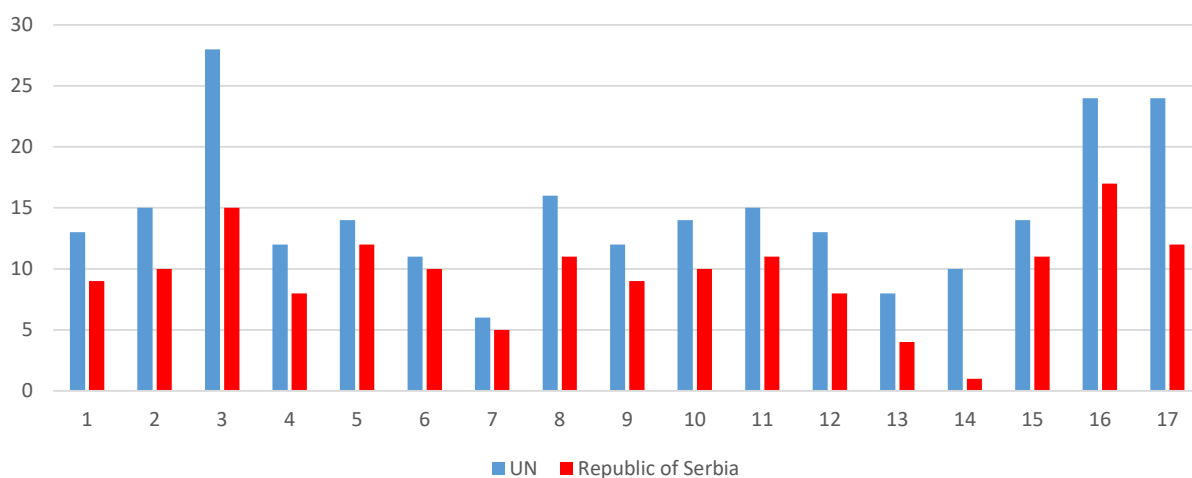
New indicator compared to October 2025:

2.2.4 Prevalence of minimum dietary diversity among children aged 6-23 months

Increase in the number of SDG indicators for the Republic of Serbia 2017-2026:



The number of SDG indicators by Goals, January 2026:



Additional information:

Since 1999, the Statistical Office of the Republic of Serbia does not dispose of certain data for AP Kosovo and Metohija, so they are not contained in the data coverage for the Republic of Serbia – total.



SDG portal and Open Data SDG:

<https://sdg.indikatori.rs>

<https://opendata.stat.gov.rs/odatasdgun/?id=en-us>



SDG database online:

<https://data.stat.gov.rs>

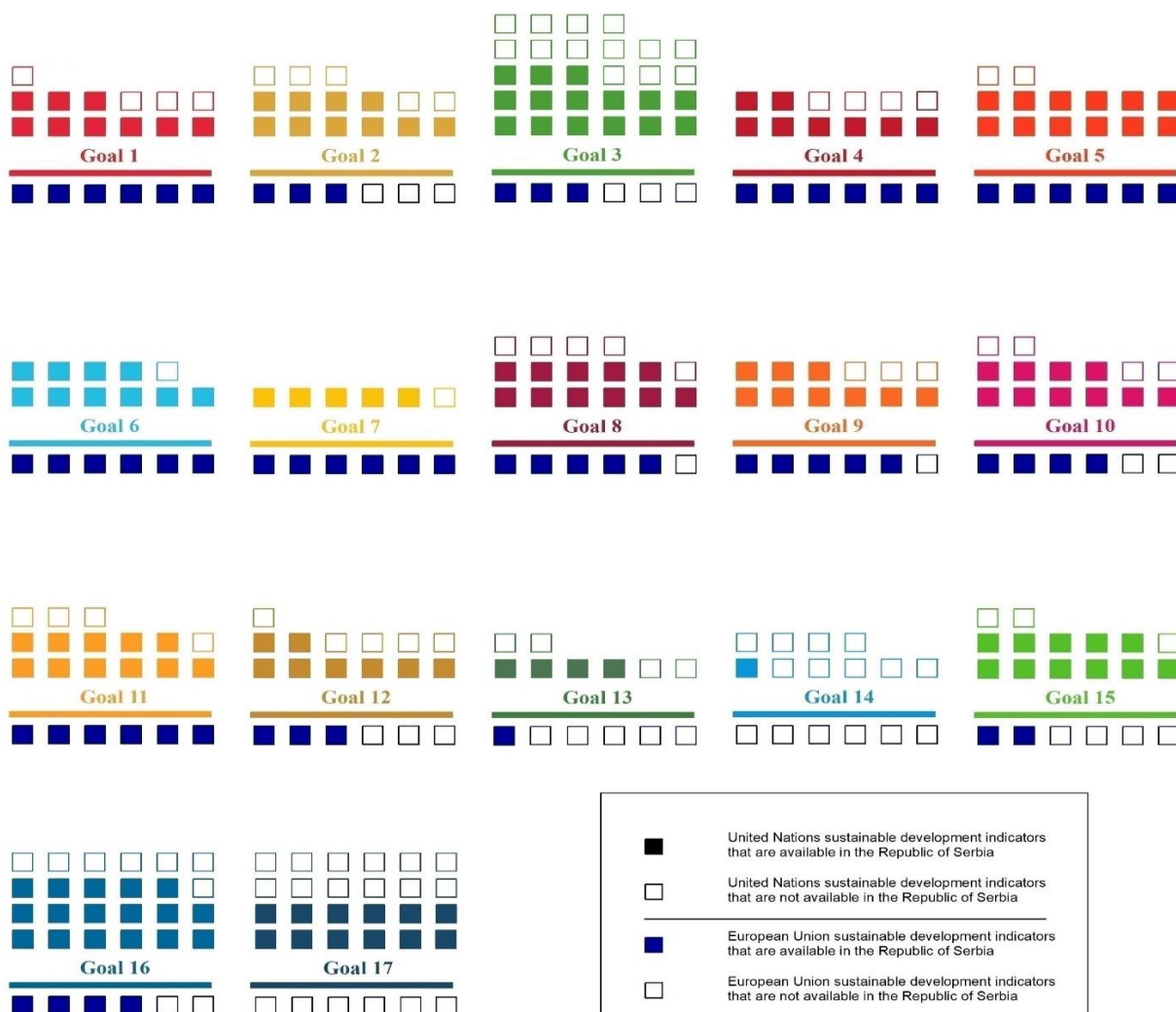
http://devinfo.stat.gov.rs/republika_srbija



For more information and questions, please contact:

SDG-Srbija@stat.gov.rs

Sustainable development goals Republic of Serbia



Created by the SDG working group of the Statistical Office of the Republic of Serbia

Abbreviations	
ATM	Automated teller machine
EIGE	European Institute for Gender Equality
ECOSOC	United Nations Economic and Social Council
EU-GBV	EU - Gender based violence
FAO	Food and Agriculture Organization
GDP	Gross domestic product
GLAAS	UN Water Global Analysis and Assessment of Sanitation and Drinking-Water
IBRD	International Bank for Reconstruction and Development
IFC	International Finance Corporation
IMF	International Monetary Fund
ISCED	International Standard Classification of Education
ISCO	International Standard Classification of Occupations
JMP	Joint Monitoring Programme
MICS	Multiple Indicator Cluster Survey
OEBS	Organisation for security and Co-operation in Europe
OECD	Organisation for Economic Co-operation and Development
PISA	Programme for International Student Assessment
RATEL	Regulatory Agency for Electronic Communications and Postal Services
SDG	Sustainable development goals
SEPA	Serbian Environment Protection Agency
SES	Structure of Earnings Survey
SILC	Survey on Income and Living Conditions
SORS	Statistical Office of the Republic of Serbia
TUS	Time Use Survey
UNCCD	United Nations Convention to Combat Desertification
UNDP	United Nations Office Development Programme
UNDRR	United Nations Office for Disaster Risk Reduction
UNESCO	The United Nations Educational, Scientific and Cultural Organization
UNGA	United Nations General Assembly
UN-Habitat	United Nations Human Settlements Programme
UNODC	United Nations Office on Drugs and Crime
UN Women	United Nations Entity for Gender Equality and the Empowerment of Women