Statistics Poland

Country Perspective on SDG Monitoring - Poland

Monika Gorzelak
Analyses and Dissemination Department
Statistics Poland

GUS | SDG Platform

About SDG | PL Statistics | Experimental statistics | SDG Reports

Global indicators

National indicators

National Reporting Platform – Traffic Statistics



There were around 59 thousand visits to the Paltform in 2025

Visitors from 127 countries

(top countries: Poland, China, USA, Singapore, Germany)

Most often visited Goals

global indicator set:

national indicator set:

Global SDG Indicators – Availability Statistics

■ AVAILABLE ■ UNAVAILABLE

UN INDICATORS: 73%
PROXIES: 17%

STATS POLAND DATA : 45%
OTHER PROVIDER DATA: 54%
STATS POLAND + OTHER: 1%

EXPERIMENTAL STATISTICS: 1%
(6 INDICATORS)

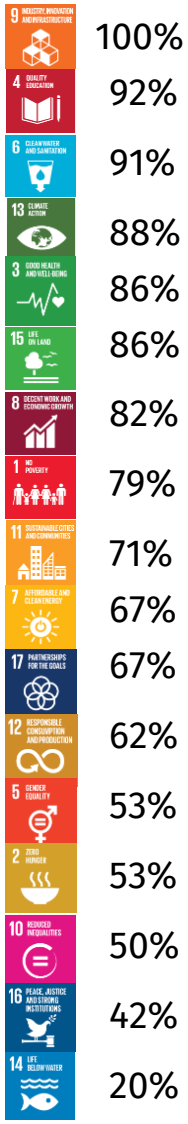

Global Reporting Status

sdg.gov.pl/en/statistics_exp/

GUS | SDG Platform

Introduction | Select indicator | FAQs | SDG Platform

Experimental SDG statistics

Welcome to the experimental SDG statistics website

Here you can find indicators that we calculate using innovative methods and integrated data sources. They do not constitute official data but supplement the results of statistical research. Experimental indicators allow us to obtain a fuller picture of the implementation of sustainable development in Poland.

Follow our website – we will soon be adding further results of the experimental work for other SDG indicators.

Click Goal to continue:

9.1.1 Proportion of the rural population who live within 2 km of an all-season road

11.2.1 Proportion of population that has convenient access to public transport

11.3.1 Ratio of land consumption rate to population growth rate

11.7.1 Average share of the built-up area of cities that is open space for public use for all

15.1.2 Proportion of important sites for terrestrial and freshwater biodiversity that are covered by protected areas, by ecosystem type

15.4.1 Coverage by protected areas of important sites for mountain biodiversity

sdg.gov.pl/en/statistics_exp/

Maps & interpretation

Context indicators

Calculations

Data sources

Relevance to Sustainable Development

9.1.1. Rural Access Index

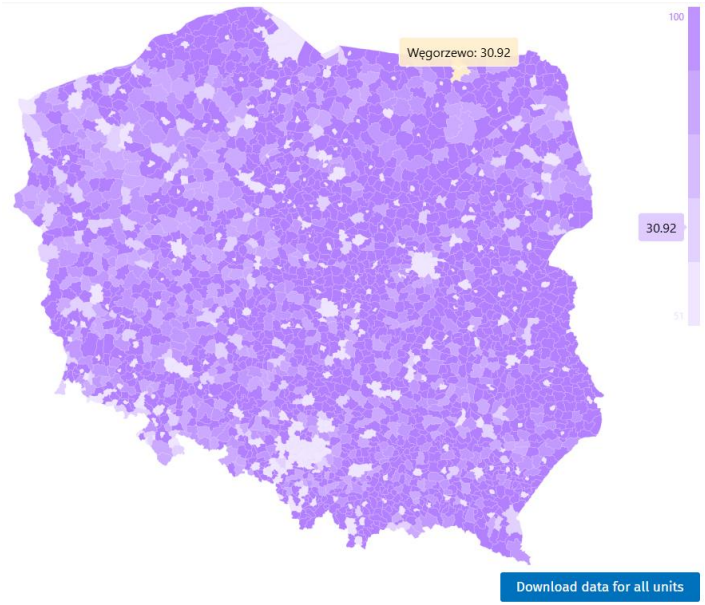

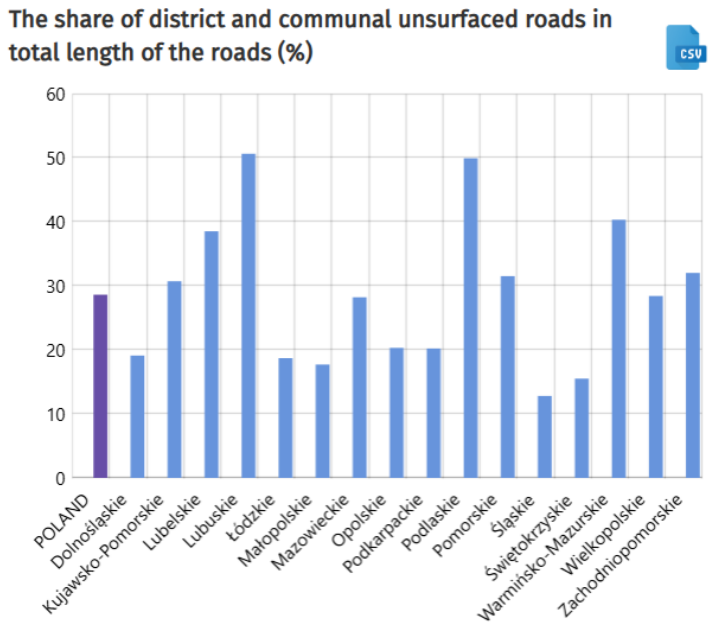

Topographic Objects Database

National Register of Boundaries

WorldPop

Indicator relevance to Sustainable Development

Applications for policy-making

Examples of Knowledge Exchange and Application

UN-GGIM: Europe webinar series: SDG 11.7.1

4 Jun 2025

[Data harmonisation and collection for wellbeing and sustainability indicators - **MERGE**]

MERGE Funded by the European Union in the framework of the Horizon Europe Research an Innovation Programme under grant agreement N° 101132524.

- **Scraping social media** for data (OECD)
- Citizen Science initiatives, for example, to measure litter in public places (New Z land)
- **Geospatial information,** for example, for data on sealed surface coverage, pul transport coverage and access, public space, and biodiversity (Austria, Poland, see Figure 5 and the GUS experimental data portal)
- Using **algorithms to extract new variables** from existing databases (Netherlands)

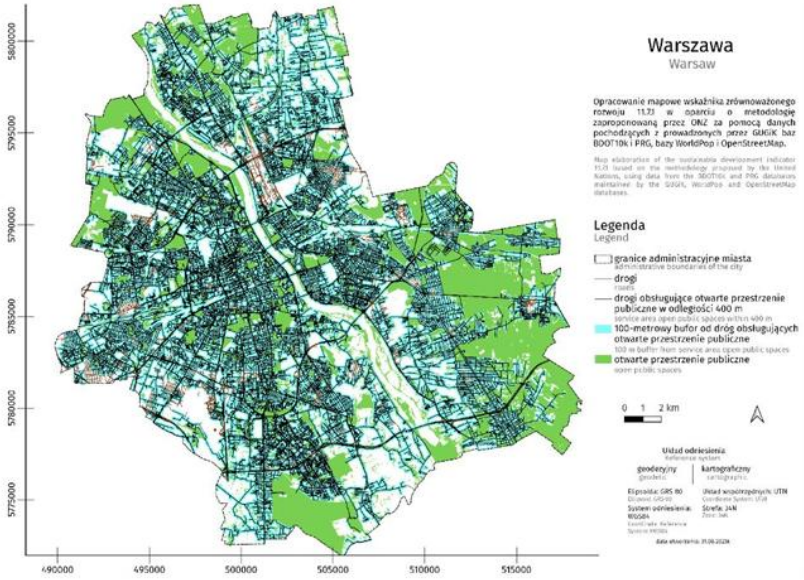

Figure 5: Map showing access to public open space in Warsaw. The roads displayed in black have access to public open space within 400m, those in ruddy brown do not.
Source: GUS, https://sdg.gov.pl/en/statistics_exp/11_7_1_exp/

[UN-GGIM: Europe webinar series: SDG 11.7.1 | UN-GGIM Europe]

[www.youtube.com/watch?v=NIeSScHhMow&feature=youtu.be]

[Toolkit for Cities | 17 Goals Campaign]



[Statistics for SDGs - Country Resources | UNECE]

National SDG Indicators

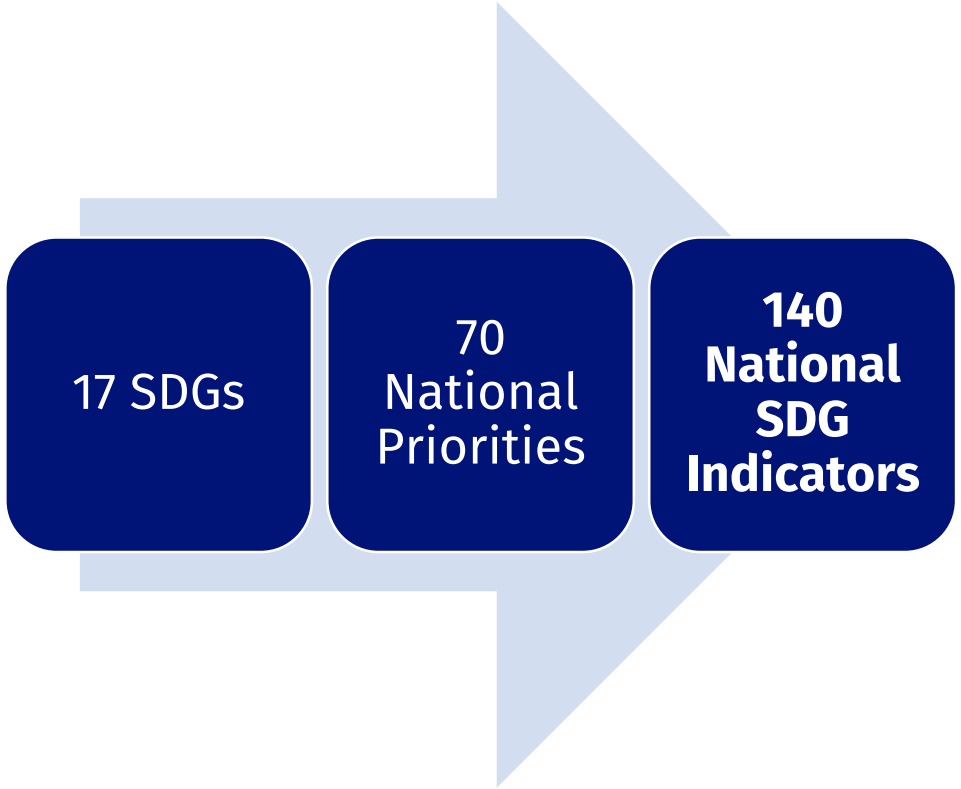

Share of SDG Indicators by Source Framework (%)



STATS POLAND DATA : 58%
OTHER PROVIDER DATA: 40%
STATS POLAND + OTHER: 2%

Poland’s Voluntary National Reviews

2015 → **2018** → **2023** → 2030







Poland on the way to SDGs
Children (Report 2023) **Women** (Report 2024)

Report 2021

Poland on the way to SDGs

Inclusive economic growth

Report 2022

Poland on the way to SDGs

Environmentally sustainable development

Statistics Poland

GDP real growth (2005=100)

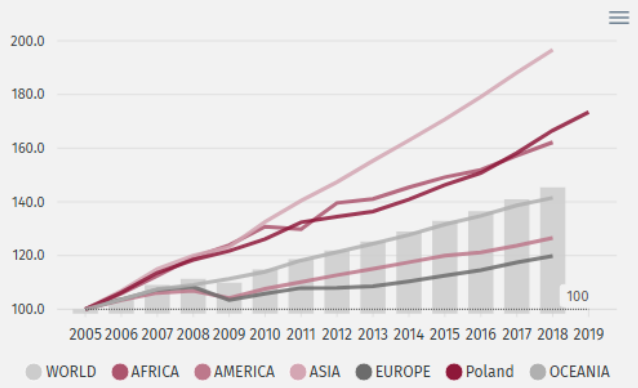

Show data Download more data (.xls)

Severe material and social deprivation rate in 2024

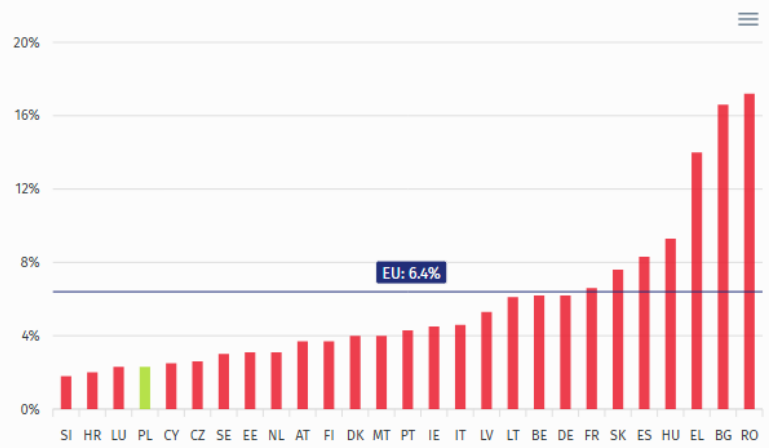

Electricity production by energy carriers in 2023

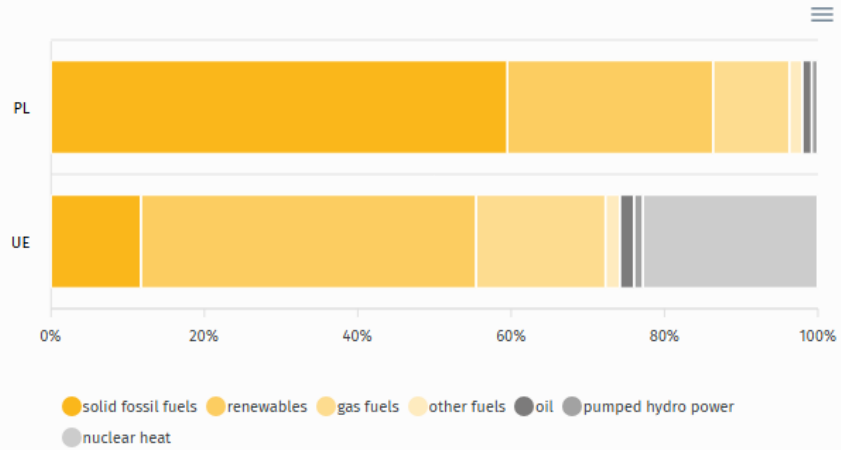

Report SDG 2023

Women on the way to sustainable development

Decision-making and management

Women's decision-making in public life

The share of Polish women in government and parliament (both national and European) is increasing, but remains lower than that of men. Women, however, form the majority among the judiciary.

More...

Women's activity in Polish local government

Women's involvement in local government activities in Poland is increasing. The share of women candidates in local elections and their presence among local government authorities in Poland is growing.

More...

Polish women in managerial positions

Polish women hold nearly half of all managerial positions in the country. However, the higher the management level, the lower the representation of women.

More...

Women on the boards of non-profit organisations

Women in decision-making roles in non-profit organisations on average account for slightly more than a third of all those sitting on the boards of these entities in Poland.

More...

NGO

Statistics Poland

GDP per capita (current prices) by regions (NUTS2)

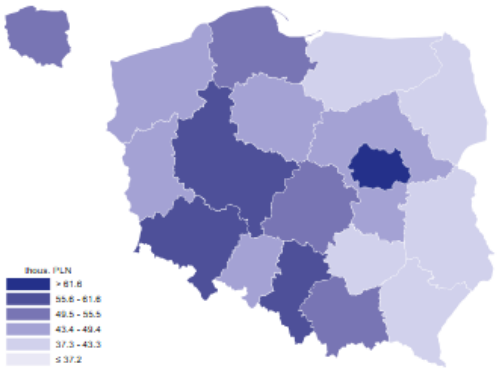

Share of agricultural land in total land area of voivodships

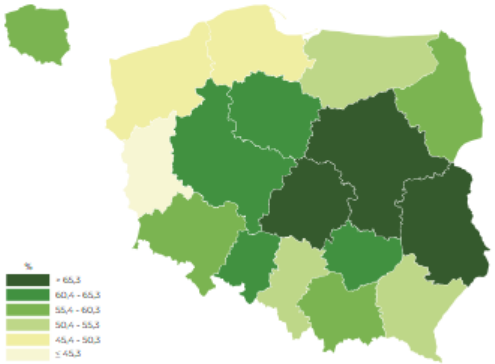

Case Study - Poland: Lessons learned from providing Statistics for SDGs | UNECE

UNECE

Case study: In-depth review on lessons learned from providing statistics for SDGs

Poland - Statistics Poland

Contents

1. Measurement 1
2. Coordination, cooperation and partnership 2
3. Data communication 4
4. Innovation 5

Advancing SDG Monitoring in Poland – Next Steps

Launch of Regional SDG Indicators for monitoring regional priorities in Poland

SDG Progress Assessment for Poland based on UNECE
Guidance on measuring and communicating national progress towards the SDGs - Part I: Methodology | UNECE

Statistics Poland

sdg.gov.pl/en/

Experimental SDG statistics

Case Study - Poland: Lessons learned from providing Statistics for SDGs | UNECE

m.gorzelak@stat.gov.pl

sdg@stat.gov.pl